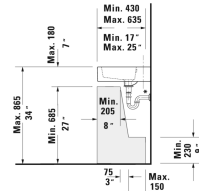
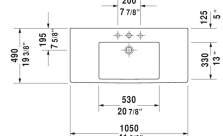
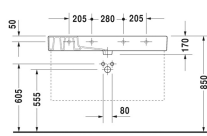
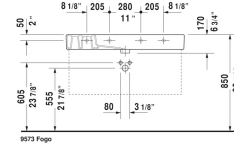
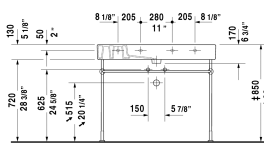
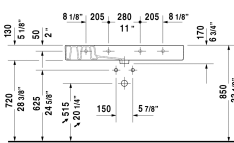


Vero Furniture washbasin # 0329100000 / 0329100087

< 41 3/8" Inch >



* The required reach to operable parts
Recommended ADA Installation

Furniture washbasin	Dimension	Weight	Order number
with faucet deck, underside fully glazed, wall-mounted, hardware included, cUPC® listed*, 41 3/8" Inch			
Colors			
00 White			
Variant			
● with overflow	41 3/8" x 19 1/4" Inch	71.4 lb	0329100000
●●● with overflow	41 3/8" x 19 1/4" Inch	71.4 lb	0329100087
Infobox			
* Complies with following standards: ASME A112.19.2/CSA B45.1, When installing ceramics larger than 39 3/8", 2 sets of basin hardware # 6951000000 are required, Washbasin is not ADA compliant in combination with pedestal, siphon cover or metal console			
Sanitary ceramics with the special WonderGliss surface finish will remain clean and attractive-looking for a long time to come. When ordering WonderGliss please add a "1" as eleventh digit to the model number.			
Towel rail square tube 1/2", Chrome	39 3/4" Inch	1.3 lb	003035
Metal console height adjustable +2", for furniture washbasin # 032910		7.3 lb	003072
Space-saving siphon	1 1/4" Inch	0.9 lb	005076
Design Siphon		3.3 lb	005036
Suitable products			
Vanity unit wall-mounted 1 pull-out compartment, for Vero # 032910, 39 3/8" x 17 7/8" Inch	39 3/8" x 17 7/8" Inch		KT6691

Vero Furniture washbasin  # 0329100000 / 0329100087

| < 41 3/8" Inch > |

Vanity unit wall-mounted 2 drawers, upper drawer including cut-out for siphon and siphon cover, for Vero # 032910, 39 3/8" x 17 7/8" Inch	39 3/8" x 17 7/8" Inch	KT6641
Vanity unit wall-mounted 1 pull-out compartment, compartment consists of glass dividers and 2 boxes (small/large), for Vero # 032910, 39 3/8" x 18 3/8" Inch	39 3/8" x 18 3/8" Inch	XL6053
Vanity unit wall-mounted 2 drawers, upper drawer including cut-out for siphon and siphon cover, for Vero # 032910, 39 3/8" x 18 3/8" Inch	39 3/8" x 18 3/8" Inch	XL6353
Vanity unit floorstanding 2 pull-out compartments, for Vero # 032910, 39 3/8" x 18 1/2" Inch	39 3/8" x 18 1/2" Inch	XL6544
Vanity unit floorstanding 3 drawers, upper drawer including cut-out for siphon and siphon cover, for Vero # 032910, 39 3/8" x 18 1/2" Inch	39 3/8" x 18 1/2" Inch	XL6554
Vanity unit wall-mounted 1 pull-out compartment, pull-out compartment including cut-out for siphon and siphon cover, for Vero # 032910, 39 3/8" x 17 1/2" Inch	39 3/8" x 17 1/2" Inch	VE6114
Vanity unit wall-mounted 2 drawers, upper drawer including cut-out for siphon and siphon cover, for Vero # 032910, 39 3/8" x 17 1/2" Inch	39 3/8" x 17 1/2" Inch	VE6214
Vanity unit floorstanding 1 pull-out compartment, 2 drawers, upper drawer including cut-out for siphon and siphon cover, for Vero # 032910, 39 3/8" x 17 1/2" Inch	39 3/8" x 17 1/2" Inch	VE6414

All drawings contain the necessary measurements which are subject to standard tolerances. They are stated in inch & mm and are non-binding. Exact measurements, in particular for customized installation scenarios, can only be taken from the finished ceramic piece.