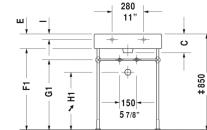
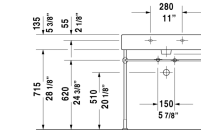
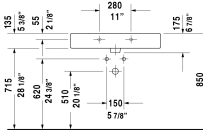


* The required reach to operable parts
Recommended ADA Installation



Furniture washbasin	Dimension	Weight	Order number
with faucet deck, underside fully glazed, wall-mounted, hardware included, cUPC® listed*, 31 1/2" Inch			
Colors			
00 White			
Variant			
● with overflow	31 1/2" x 18 1/2" Inch	48.1 lb	0454800000
●●● with overflow	31 1/2" x 18 1/2" Inch	48.1 lb	0454800087
Infobox			
* Complies with following standards: ASME A112.19.2/CSA B45.1, Washbasin is not ADA compliant in combination with pedestal, siphon cover or metal console			
Sanitary ceramics with the special WonderGliss surface finish will remain clean and attractive-looking for a long time to come. When ordering WonderGliss please add a "1" as eleventh digit to the model number.			
Accessory for ceramics			
Push button drain assembly for washbasins with overflow	2" Inch	0.8 lb	005052
Towel rail square tube 1/2", Chrome, for washbasin # 045480, 235080	29 3/4" Inch	1.4 lb	003038

Vero Furniture washbasin  # 0454800000 / 0454800087

|< 31 1/2" Inch >|

Design Siphon	3.3 lb	005036
Suitable products		
Metal console height adjustable +2", for washbasin # 045480, 235080,		003066
Vanity unit wall-mounted 1 pull-out compartment, for Vero # 045480, 29 1/2" x 17 3/8" Inch	29 1/2" x 17 3/8" Inch	KT6687
Vanity unit wall-mounted 2 drawers, upper drawer including cut-out for siphon and siphon cover, for Vero # 045480, 29 1/2" x 17 3/8" Inch	29 1/2" x 17 3/8" Inch	KT6637
Vanity unit wall-mounted 1 pull-out compartment, compartment consists of glass dividers and 2 boxes (small/large), for Vero # 045480, 29 1/2" x 17 1/2" Inch	29 1/2" x 17 1/2" Inch	XL6045
Vanity unit wall-mounted 2 drawers, upper drawer including cut-out for siphon and siphon cover, for Vero # 045480, 29 1/2" x 17 1/2" Inch	29 1/2" x 17 1/2" Inch	XL6345
Vanity unit wall-mounted 1 pull-out compartment, pull-out compartment including cut-out for siphon and siphon cover, for Vero # 045480, 29 1/2" x 16 7/8" Inch	29 1/2" x 16 7/8" Inch	VE6106
Vanity unit wall-mounted 2 drawers, upper drawer including cut-out for siphon and siphon cover, for Vero # 045480, 29 1/2" x 16 7/8" Inch	29 1/2" x 16 7/8" Inch	VE6206

All drawings contain the necessary measurements which are subject to standard tolerances. They are stated in inch & mm and are non-binding. Exact measurements, in particular for customized installation scenarios, can only be taken from the finished ceramic piece.