

# MTMK96-3462 34 x 62 x 96 Swanstone® Metro Subway Tile Glue up E


**Model number:**

MTMK963462.018

**Dimensions:** 62" x 34" x 96"

**Installation:** Glue up

**Material:** Swanstone®



## Standard Features:

- Proudly Manufactured in the United States
- Kits Contain 3 Panels; one backwall panel and two side panels
- Easy to Clean
- Unlike tile, material will not mold or mildew
- Stunning look adds elegance to your bath.

## Product characteristics:

- Metro Subway Pattern 4"H x 8"W
- Easily Trim to Fit
- Easy to Clean

## Standard Colors:



White



Tahiti White

## Certifications

SWAN products adhere to one or more of the following certifications:



# MTMK96-3462 34 x 62 x 96 Swanstone® Metro Subway Tile Glue up E

**Model number:**

MTMK963462.018

**Dimensions:** 62" x 34" x 96"

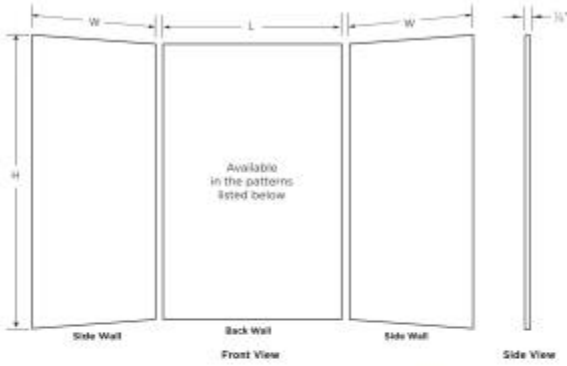
**Installation:** Glue up

**Material:** Swanstone®



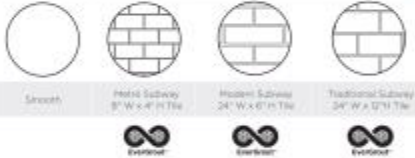
## 3 PIECE WALL KIT

Builder Specification Drawing



Available in the patterns listed below

### Patterns (Drawings not to scale)



Description	Length (L)	Width (W)	Heights (H) Available Height Sizes
Active wall #1 89-01	36"	36"	72", 84", 96"
Active wall #1 4234	42"	36"	72", 84", 96"
Active wall #1 5032	50"	32"	72", 84", 96"
Active wall #1 5034	50"	34"	72", 84", 96"
Active wall #1 5036	50"	36"	72", 84", 96"
Active wall #1 6000*	60"	50"	60", 72"
Active wall #1 6250	62"	50"	72", 84", 96"
Active wall #1 6252	62"	52"	72", 84", 96"
Active wall #1 6254	62"	54"	72", 84", 96"
Active wall #1 6256	62"	56"	72", 84", 96"
Active wall #1 6262	62"	62"	72", 84", 96"

\*Smooth Wall Kits only. Wall thickness can vary per manufacturing.

SWANSTONE.COM

BUILDING BETTER SURFACES | SWANSTONE.COM

### Dimensions

62 x 34 x 96 In.  
(1575 x 864 x 2438 mm)

### Weight

303 lbs - 137 kg

Project: \_\_\_\_\_

Contractor: \_\_\_\_\_

Representative: \_\_\_\_\_

Date: \_\_\_\_\_

Tel: \_\_\_\_\_

Notes: \_\_\_\_\_

\_\_\_\_\_

\_\_\_\_\_

