

16030STT AcrylX Alcove One-Piece Shower

Model number:

141477-000-002-001

Dimensions: 60" x 31.25" x 74.25"

Installation: Alcove

Material: AcrylX™



Standard Features:

- **New Construction Only:** Ideal for new construction projects, this one-piece shower unit is designed to seamlessly integrate into your new bathroom build, ensuring a perfe...
- **Subway Tile Aesthetic:** Enhance the elegance of your bathroom with a classic subway tile design, adding a touch of sophistication to your space.
- **Left or Right End Drain:** Customize your shower layout with the option to choose a left or right end drain configuration, accommodating various bathroom setups.
- **Slip-Resistant Bottom:** Ensure safety with a textured bottom surface that provides excellent slip resistance, reducing the risk of accidents and falls.

Product characteristics:

- Subway Pattern
- High Gloss Finish
- AcrylX™

Certifications

following certifications:



Standard Colors:



White



Bone



Biscuit



16030STT AcryIX Alcove One-Piece Shower

Model number:

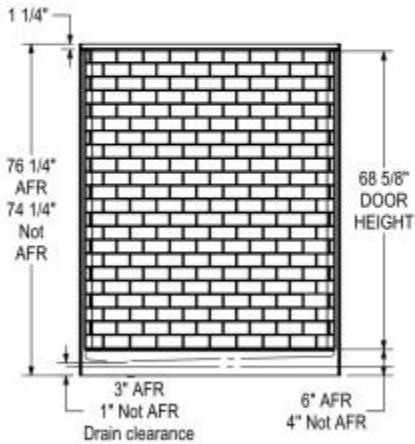
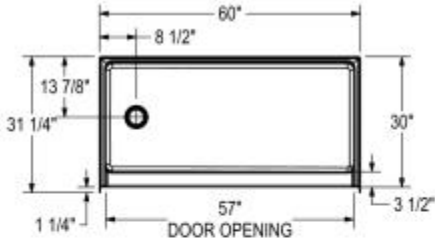
141477-000-002-001

Dimensions: 60" x 31.25" x 74.25"

Installation: Alcove

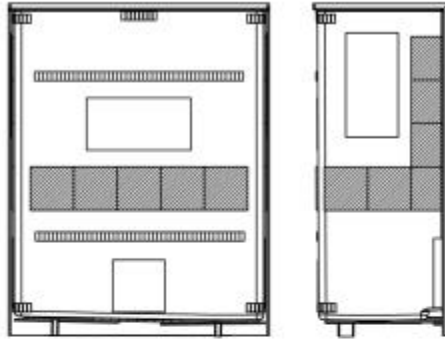
Material: AcryIX™

STANDARD MODEL

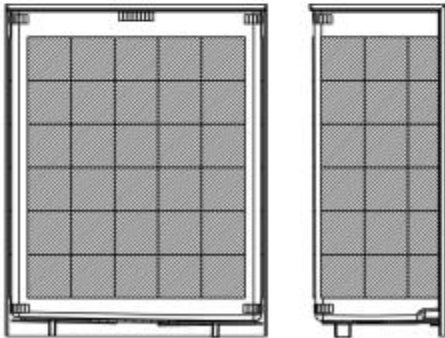


All dimensions are approximate. Structure measurements must be verified against the unit to ensure proper fit.

BUILDER BACKING



FULL REINFORCEMENT BACKING



Dimensions

60 x 31 1/4 x 74 1/4 In.
(1524 x 794 x 1886 mm)

Weight

143 lbs - 65 kg

Shape

Rectangular

Pieces

1

Drain location:

Left

Right

Project:

Contractor:

Representative:

Date:

Tel:

Notes: