

4

3

2

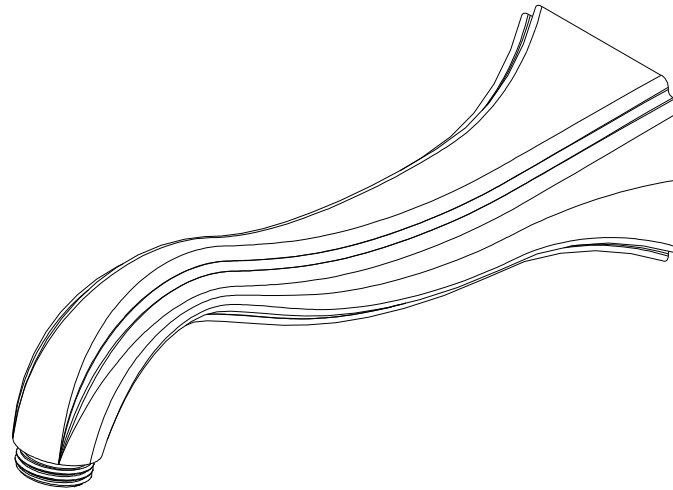
1

NOTES:

(NI) 1. FIT / FORM / FUNCTION SHALL FOLLOW PS-E.008.

BILL OF MATERIAL (CURRENT LEVEL)

ITEM	PT/ASSY	DESCRIPTION	TYPE	QTY.
1	13039	SHOWER ARM	PART	1



D

D

C

C

B

B

A

A

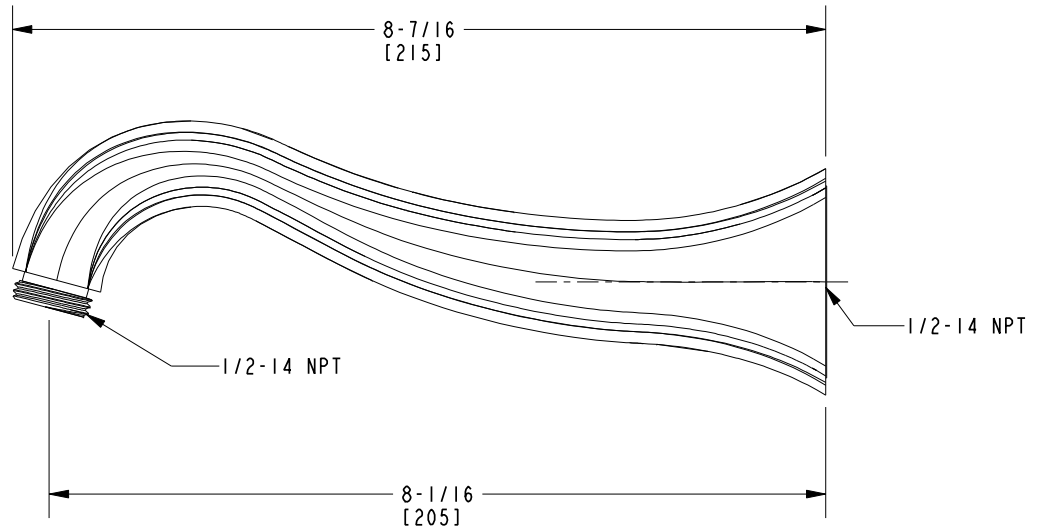
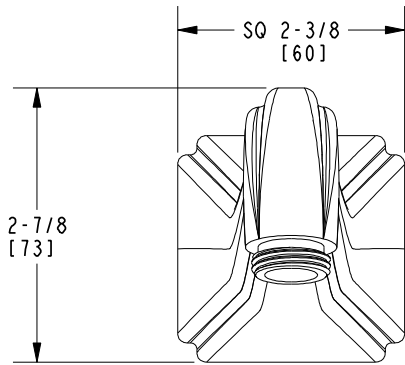
COPYRIGHT 2005 BRASSTECH, INC. THESE DRAWINGS AND THE DESIGNS DEPICTED HEREIN ARE THE PROPRIETARY PROPERTY OF BRASSTECH. ANY USE OR REPRODUCTION IS SUBJECT TO THE EXPRESS APPROVAL OF BRASSTECH. UNAUTHORIZED USE IS STRICTLY PROHIBITED. ALL RIGHTS RESERVED.					UNITS ARE: INCHES [MM] TOLERANCES ARE: FRACTIONS DECIMALS ANGLES $\pm 1/16"$.X $\pm .1$ [2.5] $\pm 1^\circ$.XX $\pm .06$ [1.5]		BRASSTECH 2001 CARNEGIE AVE. INCORPORATED SANTA ANA, CA 92705 (949) 417-5207			
-	A	EN-3552f	04/25/19	J.M.	TESTING	-	-	-	(X.XXX) DENOTES CRITICAL DIMS. ALL THREADS ARE CRITICAL DRAWN - - CHECKED J.M. 06/10/11 APPROVED J.M. 06/10/11	DWG NO. 201-3 REV A
-	-	EN-1735	06/10/11	J.M.	ASSEMBLY	-	-	-		
PLATING	-	-	-	3-2522BP	MACHINING	-	-	APPLICATION		
POLISHING	-	-	-	NEXT ASSY	USED ON	-	-	-		
TOOLING FIXTURE #	-	-	-	REMOVE ALL BURRS AND SHARP EDGES	-	-	-	-		
ZONE	REV	DESCRIPTION	DATE	APPROVED	SCALE .500		REF. -	SHEET 1 OF 2		

4

3

2

1



BRASSTECH		2001 E. CARNEGIE AVE. SANTA ANA, CA 92705 (949) 417-5207	
DWG NO.	201-3	REV	A
SCALE	.500	REF.	-
		SHEET	2 OF 2