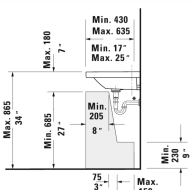
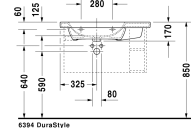
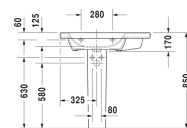
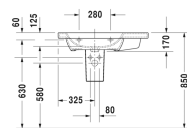
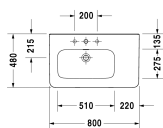


DuraStyle Furniture washbasin asymmetric ♿ # 2325800000 / 2325800030

| < 31 1/2" Inch > |



* The required reach to operable parts
Recommended ADA Installation

Furniture washbasin asymmetric	Dimension	Weight	Order number
with faucet deck, bowl on left side, underside fully glazed, hardware included, wall-mounted, 31 1/2" Inch			
Colors			
00 White			
Variant			
● with overflow	31 1/2" x 18 7/8" Inch	49.4 lb	2325800000
●●● with overflow	31 1/2" x 18 7/8" Inch	49.4 lb	2325800030
Infobox			
Washbasin is not ADA compliant in combination with pedestal, siphon cover or metal console			
Sanitary ceramics with the special WonderGliss surface finish will remain clean and attractive-looking for a long time to come. When ordering WonderGliss please add a "1" as eleventh digit to the model number.			
Accessory for ceramics			
Push button drain assembly for washbasins with overflow	2" Inch	0.8 lb	005052
Siphon for washbasin with outlet pipe 1 1/4"	1 1/4" Inch	1.3 lb	005026

All drawings contain the necessary measurements which are subject to standard tolerances. They are stated in inch & mm and are non-binding. Exact measurements, in particular for customized installation scenarios, can only be taken from the finished ceramic piece.