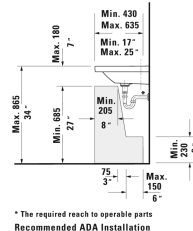
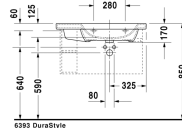
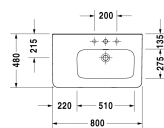


DuraStyle Furniture washbasin asymmetric ♿ # 2326800000 / 2326800030

| < 31 1/2" Inch > |



\* The required reach to operable parts  
Recommended ADA Installation

Furniture washbasin asymmetric	Dimension	Weight	Order number
with faucet deck, bowl on right side, underside fully glazed, hardware included, wall-mounted, 31 1/2" Inch			
<b>Colors</b>			
00 White			
<b>Variant</b>			
● with overflow	31 1/2" x 18 7/8" Inch	49.4 lb	2326800000
●●● with overflow	31 1/2" x 18 7/8" Inch	49.4 lb	2326800030
<b>Infobox</b>			
Washbasin is not ADA compliant in combination with pedestal, siphon cover or metal console			
Sanitary ceramics with the special WonderGliss surface finish will remain clean and attractive-looking for a long time to come. When ordering WonderGliss please add a "1" as eleventh digit to the model number.			
<b>Accessory for ceramics</b>			
Push button drain assembly for washbasins with overflow	2" Inch	0.8 lb	005052

All drawings contain the necessary measurements which are subject to standard tolerances. They are stated in inch & mm and are non-binding. Exact measurements, in particular for customized installation scenarios, can only be taken from the finished ceramic piece.