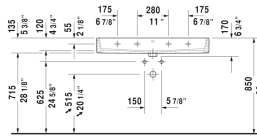
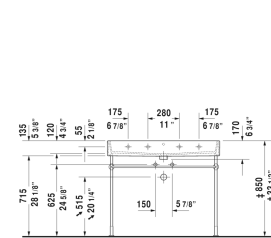
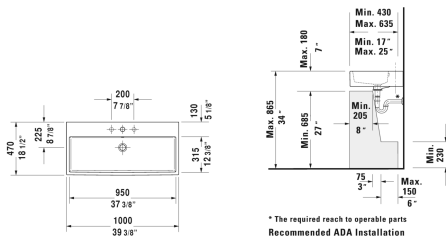


Vero Air Furniture washbasin & # 2350100000 / 2350100030 / 2350100060

< 39 3/8" Inch >



Furniture washbasin	Dimension	Weight	Order number
with faucet deck, underside fully glazed, hardware included, wall-mounted, 39 3/8" Inch			
<b>Colors</b>			
00 White			
<b>Variant</b>			
● with overflow	39 3/8" x 18 1/2" Inch	61.7 lb	2350100000
●●● with overflow	39 3/8" x 18 1/2" Inch	61.7 lb	2350100030
☒ with overflow	39 3/8" x 18 1/2" Inch	61.7 lb	2350100060
<b>Infobox</b>			
When installing ceramics larger than 39 3/8", 2 sets of basin hardware # 6951000000 are required, Washbasin is not ADA compliant in combination with pedestal, siphon cover or metal console			
Sanitary ceramics with the special WonderGliss surface finish will remain clean and attractive-looking for a long time to come. When ordering WonderGliss please add a "1" as eleventh digit to the model number.			
<b>Accessory for ceramics</b>			
Push button drain assembly for washbasins with overflow	2" Inch	0.8 lb	005052
Towel rail square tube 1/2", Chrome, for washbasin # 045410, 235010	37 5/8" Inch	1.5 lb	003039
Design Siphon		3.3 lb	005036
<b>Suitable products</b>			
Metal console height adjustable +2", for washbasin # 045410, 235010,			003067

**Vero Air Furniture washbasin & # 2350100000 / 2350100030 / 2350100060**

| < 39 3/8" Inch > |

Vanity unit wall-mounted 1 opened compartment including towel rail, for Vero Air # 235010, 38 3/4" x 16 7/8" Inch	38 3/4" x 16 7/8" Inch	VA6028
Vanity unit wall-mounted 1 pull-out compartment, pull-out compartment including cut-out for siphon and siphon cover, for Vero Air # 235010, 38 3/4" x 16 7/8" Inch	38 3/4" x 16 7/8" Inch	VA6128
Vanity unit wall-mounted 2 drawers, upper drawer including cut-out for siphon and siphon cover, for Vero Air # 235010, 38 3/4" x 16 7/8" Inch	38 3/4" x 16 7/8" Inch	VA6288
Vanity unit wall-mounted 1 drawer, 1 pull-out compartment, upper drawer including cut-out for siphon and siphon cover, for Vero Air # 235010, 38 3/4" x 16 7/8" Inch	38 3/4" x 16 7/8" Inch	VA6508
Vanity unit floorstanding 2 drawers, 1 pull-out compartment, upper drawer including cut-out for siphon and siphon cover, for Vero Air # 235010, 38 3/4" x 16 7/8" Inch	38 3/4" x 16 7/8" Inch	VA6588
Vanity unit wall-mounted 1 pull-out compartment, for Vero Air # 235010, 38 3/4" x 18 1/8" Inch	38 3/4" x 18 1/8" Inch	LC6178
Vanity unit wall-mounted 2 drawers, for Vero Air # 235010, 38 3/4" x 18 1/8" Inch	38 3/4" x 18 1/8" Inch	LC6278
Vanity unit floorstanding 2 pull-out compartments, for Vero Air # 235010, 38 3/4" x 18 1/8" Inch	38 3/4" x 18 1/8" Inch	LC6778
Vanity unit wall-mounted 1 pull-out compartment, for Vero Air # 235010, 38 3/4" x 18 1/8" Inch	38 3/4" x 18 1/8" Inch	BR4056
Vanity unit wall-mounted 2 drawers, upper drawer including cut-out for siphon and siphon cover, for Vero Air # 235010, 38 3/4" x 18 1/8" Inch	38 3/4" x 18 1/8" Inch	BR4156
Vanity unit floorstanding 2 pull-out compartments, for Vero Air # 235010, 38 3/4" x 18 1/8" Inch	38 3/4" x 18 1/8" Inch	BR4436
Vanity unit wall-mounted 1 pull-out compartment, for Vero Air # 235010, 38 3/4" x 18 1/8" Inch	38 3/4" x 18 1/8" Inch	XS4096
Vanity unit wall-mounted 2 drawers, upper drawer including cut-out for siphon and siphon cover, for Vero Air # 235010, 38 3/4" x 18 1/8" Inch	38 3/4" x 18 1/8" Inch	XS4196
Vanity unit floorstanding 2 pull-out compartments, integrated legs with height adjustment, for Vero Air # 235010, 38 3/4" x 18 1/8" Inch	38 3/4" x 18 1/8" Inch	XS4476
Vanity unit wall-mounted 1 pull-out compartment, for Vero Air # 235010, 38 3/4" x 17 7/8" Inch	38 3/4" x 17 7/8" Inch	XV4237
Vanity unit wall-mounted 2 drawers, upper drawer including cut-out for siphon and siphon cover, for Vero Air # 235010, 38 3/4" x 17 7/8" Inch	38 3/4" x 17 7/8" Inch	XV4337
Vanity unit floorstanding 2 pull-out compartments, for Vero Air # 235010, 38 3/4" x 17 7/8" Inch	38 3/4" x 17 7/8" Inch	XV4537

*All drawings contain the necessary measurements which are subject to standard tolerances. They are stated in inch & mm and are non-binding. Exact measurements, in particular for customized installation scenarios, can only be taken from the finished ceramic piece.*