

105365

## ATRIO PRIVATE COLLECTION

### 3-HOLE 2-HANDLE DECK MOUNT ROMAN TUB FAUCET WITH KNOB HANDLES










GROHE SPA

#### STANDARD SPECIFICATION:

- GROHE LongLife finish
- 9 1/16" Spout reach
- 6" Aerator height
- 3/4" Copper connection
- Knobs with metal inlay, can be combined with (48 462) or (48 463)



#### AVAILABLE FINISHES:

- 1053650000  GROHE StarLight Chrome
- 1053652430  Matte Black
- 105365A000  Hard Graphite
- 105365AL00  Brushed Hard Graphite
- 105365DL00  Brushed Warm Sunset
- 105365EN00  Brushed Nickel InfinityFinish
- 105365GN00  Brushed Cool Sunrise

#### CERTIFICATIONS:



- Massachusetts Plumbing Board Approved
- Energy Policy Act of 1992
- CSA B125.1
- ASME A112.18.1

#### PRODUCT FEATURES:

NOTE: Install this product according to the installation guide. ADA, CSA compliant when installed to the specific requirements of these regulations.

We reserve the right to make revisions without notice to product specifications. 10-31-2025

**US**  
Tel: 1.630.582.7711 Fax: 1.630.582.7722  
For the most current Specification Sheet,  
go to [www.grohe.us](http://www.grohe.us).

**Canada**  
Tel: 1.888.644.7643 Fax: 1.905.366.2071  
For the most current Specification Sheet,  
go to [www.grohe.ca](http://www.grohe.ca).

PART OF **LIXIL**

105365

# ATRIO PRIVATE COLLECTION



GROHE SPA

## 3-HOLE 2-HANDLE DECK MOUNT ROMAN TUB FAUCET WITH KNOB HANDLES

### TECHNICAL DATA:

Product Height

Fitting No of Holes Required 3

