



TARA Single-lever lavatory mixer with drain - Brushed Dark Platinum

33 500 882 Product version from 4/1/2024



- 5-3/8" Projection
- Swiveling spout 360°
- Round aerated stream
- Total height 11-5/8"
- Height to aerator/spout outlet 7-3/8"
- 1-3/8" hole diameter
- 2x 3/8" flexible supply lines
- Water flow rate limited to max. 1.2 gpm
- lead-free
- This product can help a building meet the requirements of Green Building Rating Systems, e.g. LEED®, BREEAM®, DGNB

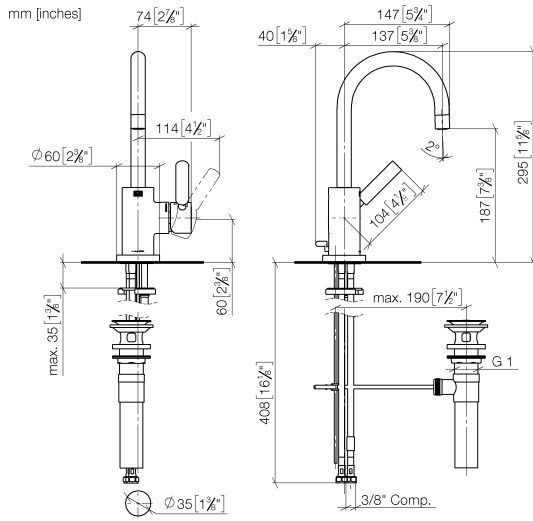
Suitable only for basins with overflow.
(ADA)

	Brushed Dark Platinum	33 500 882-99 0010
	Chrome	33 500 882-00 0010
	Brushed Platinum	33 500 882-06 0010
	Platinum	33 500 882-08 0010
	Dark Chrome	33 500 882-19 0010
	Brushed Durabronze (23kt Gold)	33 500 882-28 0010
	Matte Black	33 500 882-33 0010
	Brushed Bronze	33 500 882-42 0010
	Brushed Champagne (22kt Gold)	33 500 882-46 0010
	Champagne (22kt Gold)	33 500 882-47 0010
	Brushed Chrome	33 500 882-93 0010

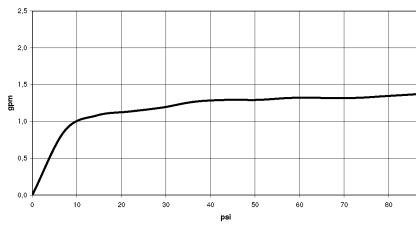


TARA Single-lever lavatory mixer with drain - Brushed Dark Platinum

33 500 882 Product version from 4/1/2024



Flow rate chart



Codes & Standards

ASME A112.18.1	California Energy Commission (CEC)	cUPC	EPA WaterSense
NSF372	NSF61	Water Sense	WaterSense





TARA Single-lever lavatory mixer with drain - Brushed Dark Platinum

33 500 882 Product version from 4/1/2024

Certificates

IAPMO_8834

IAPMO_N-4976

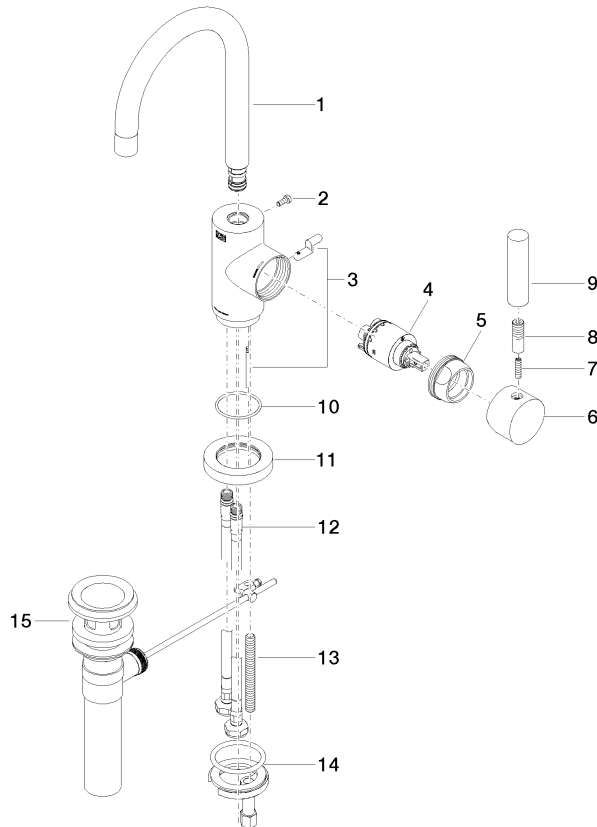
IAPMO_6397

IAPMO_4976 (

TARA Single-lever lavatory mixer with drain - Brushed Dark Platinum

33 500 882 Product version from 4/1/2024

Parts for other finishes can be found here: [Chrome](#)



Spare parts list

Number	Item Number	Designation	Number of units	Lead time
1	90 28 22 371 01-99	spout	1	20
2	09 30 30 054 90	screw	1	2
3	04 20 16 031 80-99	pull-rod	1	60
4	90 15 05 065 00 90	cartridge	1	2
5	09 24 04 107-99	nut	1	20
6	90 20 88 040 00-99	handle	1	20
7	09 31 11 010 90	pin	1	2
8	90 24 04 048 00-99	nipple	1	20
9	11 170 880-99	handle	1	20
10	09 14 10 034 90	seal	1	2
11	09 28 10 055-99	rosette	1	20
12	04 30 04 106 00 90	hose	2	2
13	09 31 11 011 90	pin	1	2
14	04 30 11 038 00 90	fixing set	1	2
15	90 11 01 023 00-99	pop-up waste	1	20