



MEM Wall mounted two-way diverter - Brushed Durabronz (23kt Gold)

36 200 782 Product version from 4/1/2022









- Manual diverter
- Flange 2-3/8" x 2-3/8"
- with integrated shut-off

(ADA)

Does not allow for simultaneous use of functions

(ADA)

Does not allow for simultaneous use of functions

	Brushed Durabronz (23kt Gold)	36 200 782-28 0010
	Chrome	36 200 782-00 0010
	Brushed Platinum	36 200 782-06 0010
	Platinum	36 200 782-08 0010
	Dark Chrome	36 200 782-19 0010
	Brushed Dark Platinum	36 200 782-99 0010

Required article



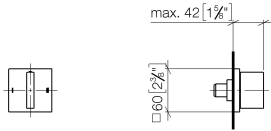
- Wall mounted two-way diverter -** 35 202 970-90
•Max. rough in depth " 0010
•Min. rough in depth "



MEM Wall mounted two-way diverter - Brushed Durabron (23kt Gold)

36 200 782 Product version from 4/1/2022

mm [inches]



Flow rate chart

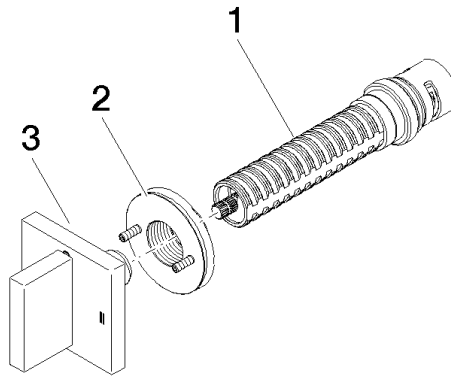


Codes & Standards

California Energy
Commission
(CEC)

MEM Wall mounted two-way diverter - Brushed Durabronz (23kt Gold)

36 200 782 Product version from 4/1/2022



Spare parts list

Number	Item Number	Designation	Number of units	Lead time
1	90 90 03 306 10 90	diverter	1	2
2	90 21 02 181 00 90	disc	1	2
3	90 20 78 002 09-28	handle	1	20