

TARA Concealed thermostat with three function volume control - Platinum

36 428 892 Product version from 5/1/2022



- rotary diverter with volume control and shut-off function
- cover plate Ø 150 mm
- temperature control handle with safety limit stop at 38°C
- hot water temperature limiter, can be preset
- single flow function only

	Platinum	36 428 892-08 0010
	Chrome	36 428 892-00 0010
	Brushed Platinum	36 428 892-06 0010
	Brushed Durabronze (23kt Gold)	36 428 892-28 0010
	Matte Black	36 428 892-33 0010
	Brushed Bronze	36 428 892-42 0010
	Brushed Champagne (22kt Gold)	36 428 892-46 0010
	Champagne (22kt Gold)	36 428 892-47 0010
	Brushed Chrome	36 428 892-93 0010
	Brushed Dark Platinum	36 428 892-99 0010

Required miscellaneous



Concealed thermostat for three-way outlets - 35 428 970-90 0010
 •max. recess depth mm
 •min. recess depth mm

Recommended miscellaneous



xGRID Attachment set for integrating in the dry wall construction - 12 340 970 90

Required miscellaneous



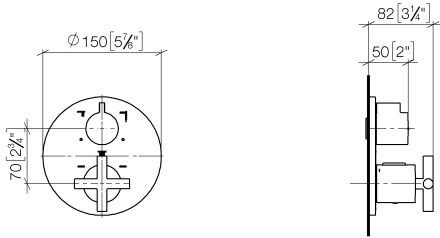
xGRID Installation track 555 mm - 12 360 970 90



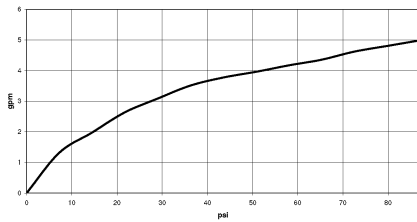
TARA Concealed thermostat with three function volume control - Platinum

36 428 892 Product version from 5/1/2022

mm [inches]



Flow rate chart



Codes & Standards

ASME A112.18.1

California Energy
Commission
(CEC)

cUPC



TARA Concealed thermostat with three function volume control - Platinum

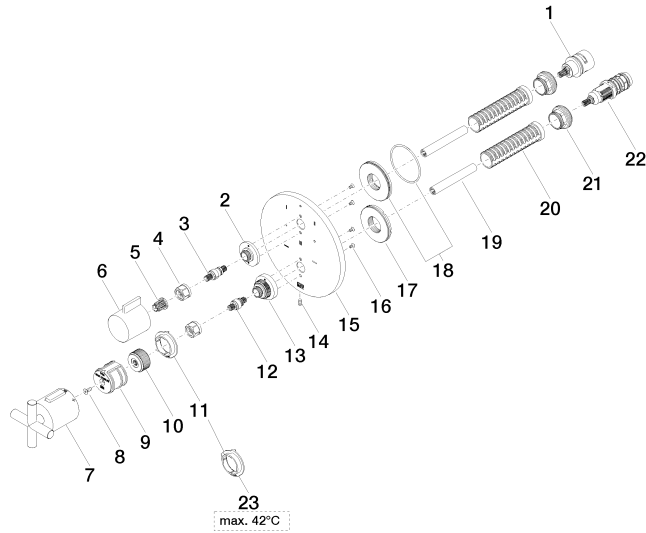
36 428 892 Product version from 5/1/2022

Certificates

IAPMO_4976 (

TARA Concealed thermostat with three function volume control - Platinum

36 428 892 Product version from 5/1/2022





TARA Concealed thermostat with three function volume control - Platinum

36 428 892 Product version from 5/1/2022

Spare parts list

No.	Item Number	Name	Quantity used	Delivery time
1	90 90 03 170 00 90	diverter	1	2
2	09 12 12 053-08	base	1	40
3	04 29 06 111 01-00	spindle	1	10
4	90 23 30 023 00 90	nut	2	2
5	90 12 12 002 00 90	fixing cap	1	2
6	09 20 67 006-08	handle	1	40
7	90 17 33 022 00-08	handle	1	40
8	90 30 30 124 00 90	screw	1	2
9	90 12 12 052 00 90	base	1	2
10	09 12 12 054 90	base	1	2
11	09 28 10 190 90	regulator	1	2
12	04 29 06 024 01-00	spindle	1	10
13	09 12 12 051-08	base	1	40
14	09 31 11 134 90	pin	1	2
15	09 11 02 270-08	plate	1	40
16	09 30 30 157 90	screw	4	2
17	09 30 01 296 90	disc	1	2
18	90 30 01 190 00 90	disc	1	2
19	90 23 01 124 00 90	sleeve	2	2
20	90 18 40 077 01 90	spindle	2	2
21	09 24 04 257 90	nut	2	2
22	90 15 02 013 00 90	cartridge	1	2
23	09 28 10 189 90	regulator	1	2