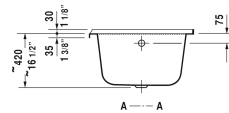
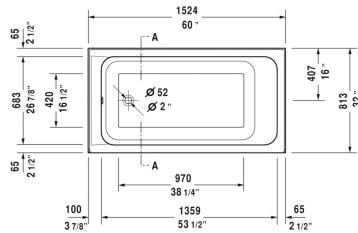
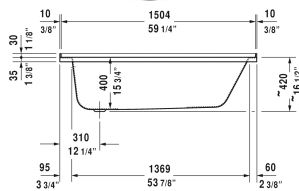


**D-Code Bathtub # 700406000000090**

| < 60" Inch > |



Bathtub	Dimension	Weight	Order number
rectangle, drop-in, with integrated tile flange, drain left, cUPC® listed*, Sanitary acrylic , Filling capacity 37 gal			
<b>Colors</b>			
00 White			
<b>Variant</b>			
incl. support frame, Base tub	60" x 32" Inch	72.8 lb	700406000000090
<b>Infobox</b>			
* Complies with the following standards: CSA B45.5/IAPMO Z124, Minimum order qty. = 10 pcs.			
<b>Suitable products</b>			
Cable-driven waste and overflow for central outlet,			790252
Support frame (included), for bathtubs,			790133
Waste and overflow brass, Chrome trim,			791255

All drawings contain the necessary measurements which are subject to standard tolerances. They are stated in inch & mm and are non-binding. Exact measurements, in particular for customized installation scenarios, can only be taken from the finished ceramic piece.