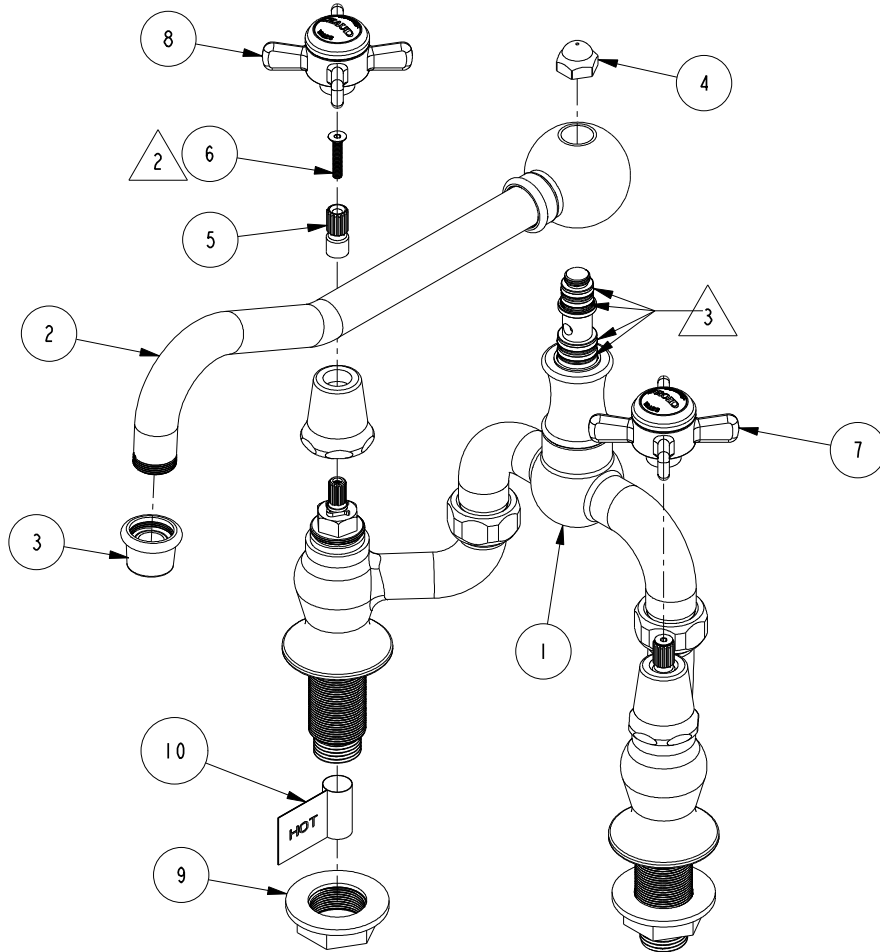


NOTES:

1. TO INSPECT ASSEMBLY, FOLLOW FIRST ARTICLE AND IN PROCESS INSPECTION SHEET.

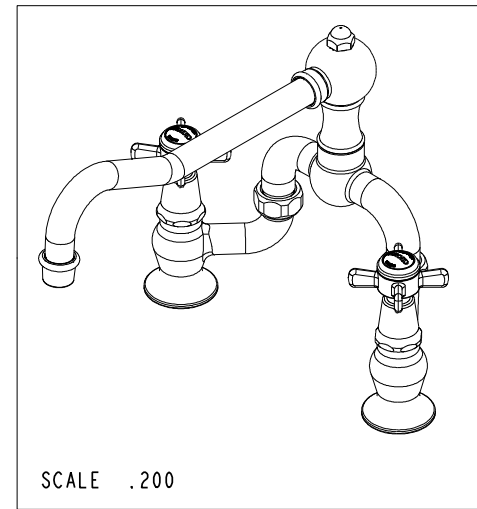
2 APPLY LOCTITE 242 IF SCREW DOES NOT HAVE NYLON PATCH.

3 APPLY THIN COAT OF SILICON GREASE ON O-RINGS.



BILL OF MATERIAL (CURRENT LEVEL)

ITEM	PT/ASSY	DESCRIPTION	TYPE	QTY.
1	3-276	BRIDGE BODY ASM	ASSEMBLY	1
2	2-401	SPT ASM KITCHEN BRIDGE	ASSEMBLY	1
3	2-399	AERATOR ASM BRIDGE	ASSEMBLY	1
4	11066	RISER NUT	PART	1
5	12062	ADAPTER - 20-T X 16-T	PART	2
6	92539	SCRW, M4X22 FLAT HD SOCKET HD CAP	PART	2
7	2-115	THIN BLADE X - HANDLE COLD	ASSEMBLY	1
8	2-114	THIN BLADE X - HANDLE HOT	ASSEMBLY	1
9	91473	FLANGE NUT 1.006"-20	PART	2
10	98044	LABEL - HOT	PART	1



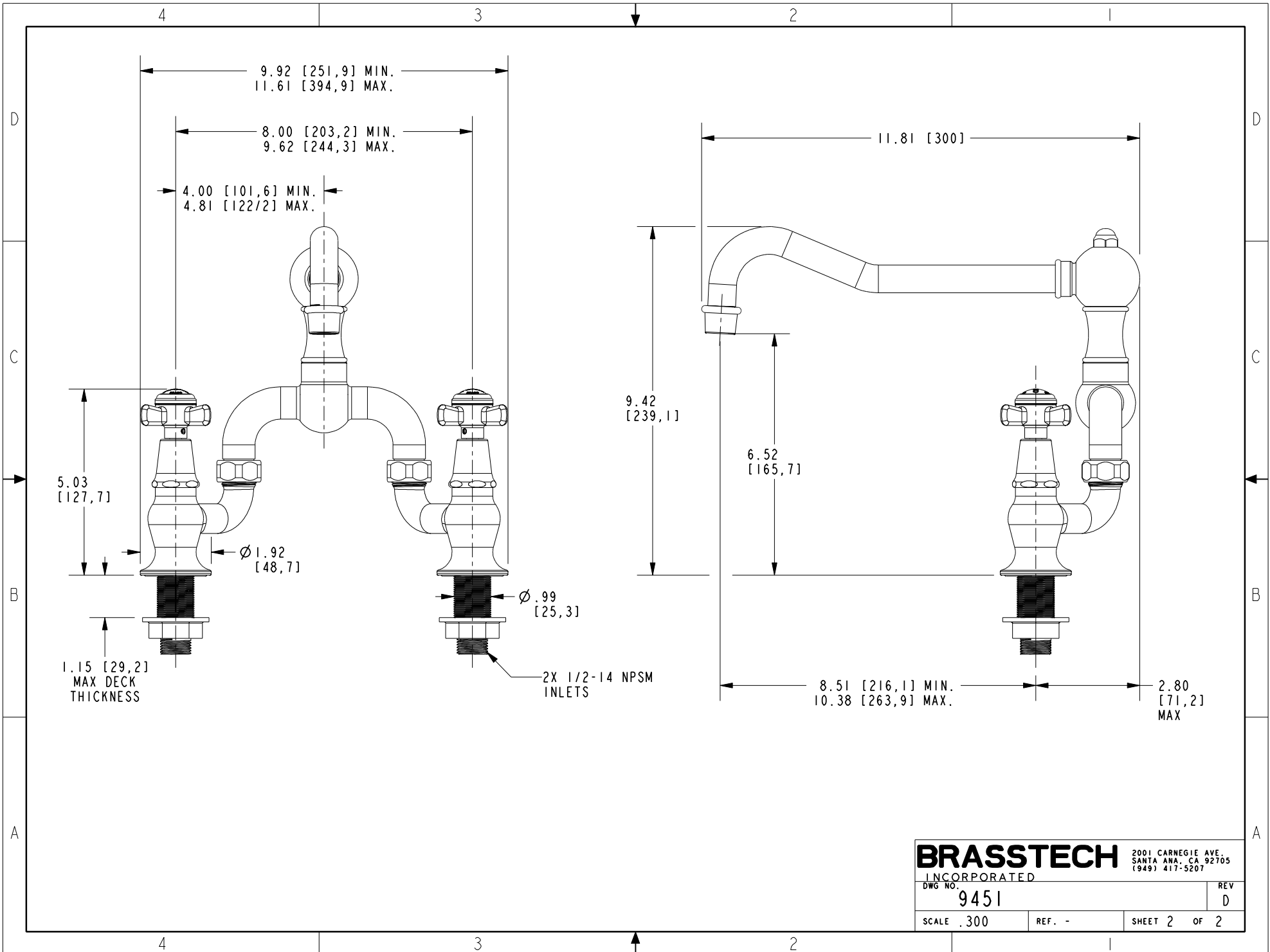
-	D	EN-4300f	02/23/21	R. S.
-	C	EN-3688	08/27/18	C. G.
-	B	EN-2909	06/19/17	AN
-	A	EN-1919a	08/12/14	VV
-	-	RELEASED	05/12/03	-
ZONE	REV	DESCRIPTION	DATE	APPROVED

COPYRIGHT 2005 BRASSTECH, INC. THESE DRAWINGS AND THE DESIGNS DEPICTED HEREIN ARE THE PROPRIETARY PROPERTY OF BRASSTECH. ANY USE OR REPRODUCTION IS SUBJECT TO THE EXPRESS APPROVAL OF BRASSTECH. UNAUTHORIZED USE IS STRICTLY PROHIBITED. ALL RIGHTS RESERVED.

TESTING	-	-	-
ASSEMBLY	-	-	-
PLATING	-	-	-
POLISHING	-	NEXT ASSY	USED ON
MACHINING	-	APPLICATION	
TOOLING FIXTURE #	REMOVE ALL BURRS AND SHARP EDGES		

UNITS ARE: INCHES [MM]	
TOLERANCES ARE:	
FRACTIONS	DECIMALS
±1/16"	.X ±.1 [2.5]
	.XX ±.06 [1.5]
(X.XXX) DENOTES CRITICAL DIMS.	
ALL THREADS ARE CRITICAL	
DRAWN	AN 05/12/17
CHECKED	AN 05/12/17
APPROVED	AN 05/12/17

BRASSTECH		2001 CARNEGIE AVE. SANTA ANA, CA 92705 (949) 417-5207	
INCORPORATED			
KITCHEN BRIDGE FAUCET			
DWG NO.		REV	
9451		D	
SCALE	REF.	SHEET	OF
.300	-	1	2



BRASSTECH

2001 CARNEGIE AVE.
 SANTA ANA, CA 92705
 (949) 417-5207

INCORPORATED

DWG NO.

9451

REV

D

SCALE .300

REF. -

SHEET 2 OF 2