

**ONITA  
67" ACRYLIC  
OVAL TUB**

Cat. No.  
ATOV7H67AIG



L: 67", 61-3/8" bottom  
W: 31-1/2", 26-1/2 bottom  
H: 24"

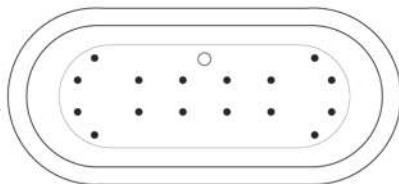
Water depth: 18-1/2" to top of tub  
Water depth: 15-1/8" to overflow  
Overflow hole diameter: 4-1/4"  
Center drain to back of rim: 16"  
Bottom of drain to floor: 3-1/4"  
Bathing well to floor: 5"  
Sitting area: 20"

**The following is recommended for ATOV7H67AIG with 7" center rim holes:**  
 •Faucet: **part #4601, 4603, 4062, 4064**  
 •Straight bath supplies: **part #5577**  
 •**Requires flexible supplies**



**For easier installation we recommend use of 5598-ITD Easy Install Rough In Kit**

Gallon Capacity: 87  
Shipping Weight: 151 lbs.  
Empty Weight: 110 lbs.  
Filled Weight: 832 lbs.



(Air jet configuration if system is added, more info on page 2.)

**Features:**

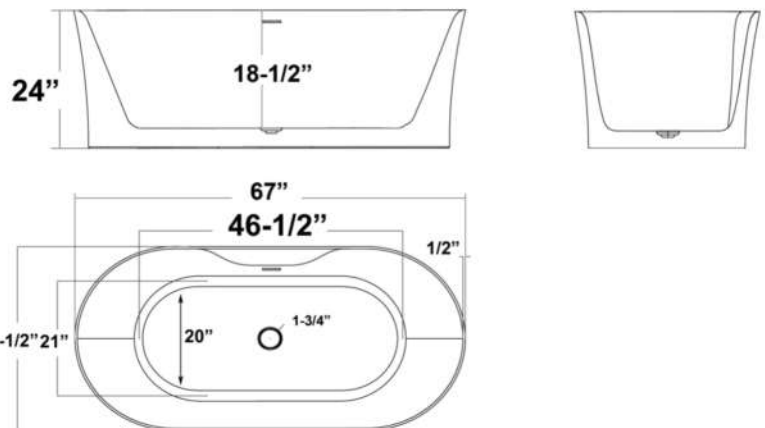
- ▶ Acrylic construction for lighter weight
- ▶ Interior and exterior walls acrylic sheets
- ▶ Overflow slot with integrated drain
- ▶ Drain included
- ▶ Drain and overflow covers included( available in 6 finishes)
- ▶ Rim is 1-3/8" wide
- ▶ Tap deck with 7" rim holes
- ▶ Angle slope of tub: 65°
- ▶ Includes built-in adjusters
- ▶ Tub is thoroughly inspected before shipment
- ▶ Option to add foam insulation between tub walls available
- ▶ New: Air jet system now available, more info on page 2



**Finishes:**

- BN** Brushed Nickel
- CP** Polished Chrome
- ORB** Oil Rubbed Bronze
- PB** Polished Brass
- PN** Polished Nickel
- WT** White


**Custom Colors Available** (inside of tub is always white enamel):  
 Painted bathtubs are considered "special order" and are not returnable  
 \$160 Bisque or Black \$250 Designer Color



Dimensions of fixture are nominal and specifications subject to change without notice.

# BATHTUB AIR JET KIT

Cat. No.  
AIR KIT 1, AIR KIT 2



- A** AIR JET - Bottom air jets for maximum bubble action.
- B** BLOWER - The heart of the massage system.
- C** MANIFOLD - Double back flow security prevention device.
- D** FLEXIBLE PVC HOISING - IAPMO certified.
- E** MAIN AIR INTAKE HOSE - High temperature and pressure resistant.

## Features:

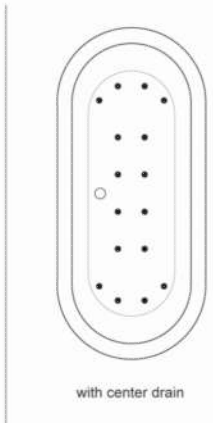
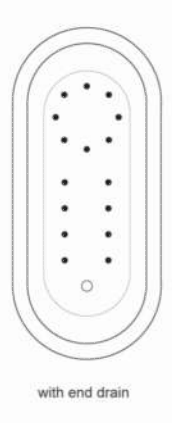
- ▶ 750 Watt blower motor operates system
- ▶ 300 Watt air heater warms air
- ▶ System powered by 120V
- ▶ 16 brass air jets placed in bottom of tub
- ▶ Each air jet has 24 holes
- ▶ Air jet caps available in white (AIR KIT 1) or black (AIR KIT 2)
- ▶ Includes 1 1/4" x 3' main air hose plus 1 1/4" x 9' extension hose
- ▶ Automatic system purge after each use
- ▶ Automatic safety timer turns off system after 20 minutes
- ▶ Includes water tight remote control
- ▶ Compatible with most acrylic, copper and resin tubs with no feet
- ▶ Not available with cast iron tubs or tubs with feet

**Air Kit is installed in tub before shipment**



## INSIDE TUB VIEW - WILL VARY BY TUB DESIGN



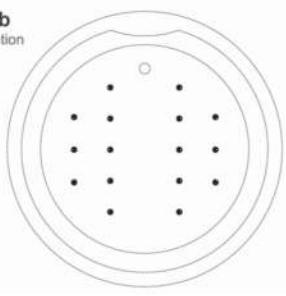
**Oval bathtub**  
Sample jet configuration



**Rectangular bathtub**  
Sample jet configuration



**Round bathtub**  
Sample jet configuration



These diagrams are general representations. Jet placement may vary dependent on tub shape

**Features:**  
(16) Maxi Air Jets




Elbows for air jets      Tees for air jets