

LAUFEN PRO

Laufen Pro One-piece Water Closet with LH Lever. 1.28gpf



DIMENSIONS

Length	28 2/16 inch
Width	14 6/16 inch
Height	28 12/16 inch

COLOUR AND FINISH

000 White

OPTIONS

251 - with certification mark "cUPC", with ASME Label for DualFlush, for USA

SPECIFICATION TEXT

One-piece Water Closet LAUFEN PRO

Vitreous china

Meets or exceeds the following:

ASMEA 112.19.2 cUPC/IAPMO listed

Siphon action 1.28 gpf, 4.8 lpf

Features:

Rough-in vertical 12" (305 mm), concealed trap, concealed fixing, closed water rim, fully glazed trapway, vacuum checked, (left hand chrome lever)

Seat with cover included (European style), Soft lowering system

Limited 5 year warranty

MOUNTING ACCESSORIES INCLUDED

Pack includes:

Water Closet Tank fitting

Seat with cover, soft lowering system, part nr. 896958

Fastening set, part nr. 891757

Mounting instruction, part nr. 899897

Cistern included

Installation type : Floorstanding

Rim type : Closed

Fixing kit : Included

Net weight (kg) : 48

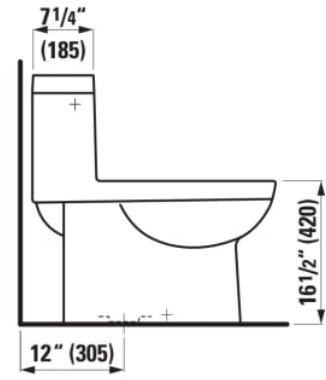
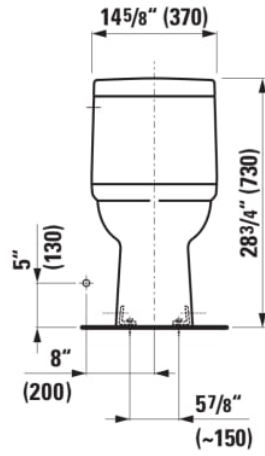
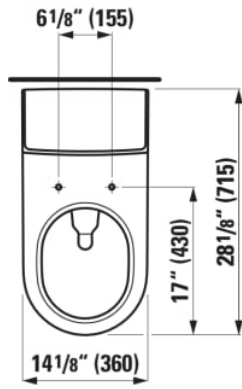
Seat and cover included

Flushing system : Siphonic

Outlet type : Vertical

Shape : Round

TECHNICAL DRAWINGS





LAUFEN PRO

The LAUFEN PRO Swiss designer Peter Wirz from the design group, Vetica, has created a bathroom series optimized to the requirements of the ceramic manufacturing process. It proves that minimalist forms, high quality and optimum function need not come with a high price tag if they are cleverly produced. The democratic design of LAUFEN PRO is the modern answer to the claim that everyone should have a right to good form.

