

# Utile 3636 Composite Direct-to-Stud Two-Piece Corner Shower Wall I

**Model number:**

103388-304-516-000

**Dimensions:** 36" x 1.125" x 80"

**Installation:** Direct-to-Stud

**Material:** Composite



## Standard Features:

- Includes 2 sides walls for a corner shower installation
- Realistic looking tile and grout
- Solid, one-piece walls: sturdy and durable
- 10-year warranty
- 1 corner glass shelf included

## Product characteristics:

- Made in North America
- Direct-to-Stud Installation
- Award Winner

## Certifications

MAAX products adhere to one or more of the following certifications:



## Recommended products (Visit our website for a complete list of our recommended products)

| No                              | Description  |
|---------------------------------|--|
| <input type="checkbox"/> 139575 | Reveal Sleek 71 51 ½-54 ½ x 71 ½ in. 8mm Pivot Shower Door                   |
| <input type="checkbox"/> 136676 | Reveal 71 32 ½-35 ½ x 71 ½ in. 8mm Pivot Shower Door for Alcove Installation |
| <input type="checkbox"/> 135328 | Uptown Return Panel for 36 in. Base  |

# MAAX

# Utile 3636 Composite Direct-to-Stud Two-Piece Corner Shower Wall I

**Model number:**

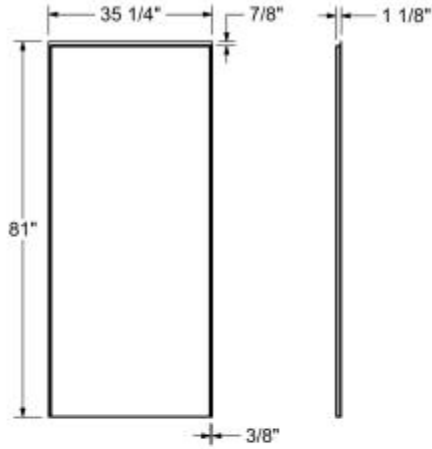
103388-304-516-000

**Dimensions:** 36" x 1.125" x 80"

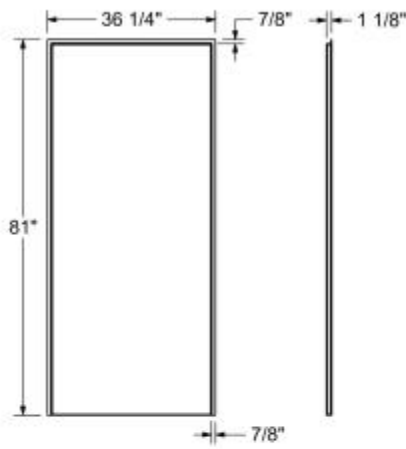
**Installation:** Direct-to-Stud

**Material:** Composite

WALL B



WALL S



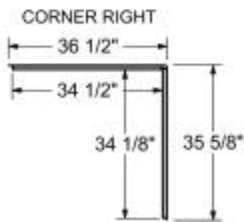
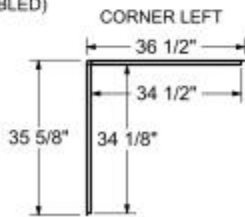
## Dimensions

36 x 1 1/4 x 80 In.  
(914 x 29 x 2032 mm)

## Weight

82 lbs - 37 1/4 kg

TOP VIEW (ASSEMBLED)



This product is designed to be installed in a building that conforms with the requirements of the National Building Code of Canada 2005

All dimensions are approximate. Structure measurements must be verified against the unit to ensure proper fit.

Project:

Contractor:

Representative:

Date:

Tel:

Notes:

# MAAX