

# B3X 6032 Acrylic Alcove Right Shower Base

**Model number:**

420023-541-001-000

**Dimensions:** 59.875" x 31.875" x 4"

**Installation:**

**Material:** Acrylic



## Standard Features:

- 3 1/4 in. threshold acrylic shower base with square center drain
- Optimized floor design improving showering space
- Available with Stabili-T anti-slip bottom meeting ADA, ANSI or CSA requirements
- Right or left drain
- 2 1/2 in. high tiling flanges to ensure watertightness
- Integrated weep holes providing superior water management

## Product characteristics:

- Made in North America
- Integrated Weep Holes
- Recommended for Tile Applications Only

## Standard Colors:



White (001)

## Certifications

MAAX products adhere to one or more of the following certifications:



## Recommended products (Visit our website for a complete list of our recommended products)

No	Description
<input type="checkbox"/> 136272	Duel 56-58 1/2 x 70 1/2-74 in. 8 mm Bypass Shower Door for Alcove Installation
<input type="checkbox"/> 138762	Inverto 56-59 x 70 1/2-74 in. 8mm Sliding Shower Door for Alcove Installation
<input type="checkbox"/> 138952	Halo Pro 56 1/2-59 x 78 3/4 in. 8mm Sliding Shower Door for Alcove Installation

# MAAX

# B3X 6032 Acrylic Alcove Right Shower Base

**Model number:**

420023-541-001-000

**Dimensions:** 59.875" x 31.875" x 4"

**Installation:**

**Material:** Acrylic

## Dimensions

60 x 32 x 4 In.  
(1521 x 810 x 102 mm)

## Weight

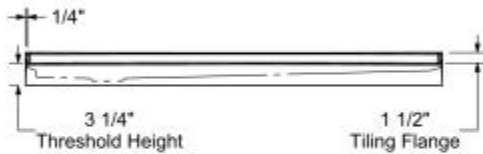
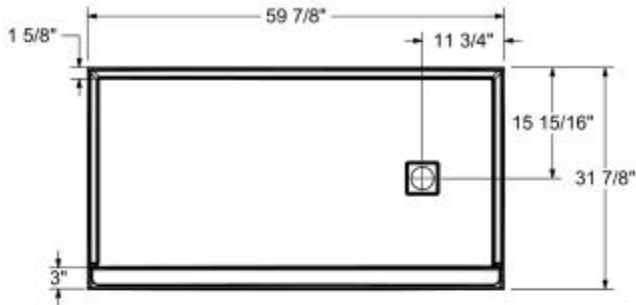
55 lbs - 25 kg

## Shape


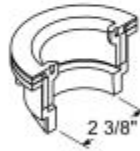

Rectangular

## Drain location:

Right



DRAIN INCLUDED  
ON B3 SQUARE ONLY



The hatched area represent  
the antislip surface

All dimensions are approximate. Structure measurements  
must be verified against the unit to ensure proper fit.

Project:

Contractor:

Representative:

Date:

Tel:

Notes:

# MAAX