

# B3X 6032 Acrylic Corner Left Shower Base

**Model number:**

420024-502-001-000

**Dimensions:** 59.875" x 31.875" x 4"

**Installation:**

**Material:** Acrylic



## Standard Features:

- 3 1/4 in. threshold acrylic shower base with square center drain
- Optimized floor design improving showering space
- Available with Stabili-T anti-slip bottom meeting ADA, ANSI or CSA requirements
- Right or left drain
- 2 1/2 in. high tiling flanges to ensure watertightness
- Integrated weep holes providing superior water management

## Product characteristics:

- Made in North America
- Integrated Weep Holes
- Recommended for Tile Applications Only

## Standard Colors:



White (001)

## Certifications

MAAX products adhere to one or more of the following certifications:



## Recommended products (Visit our website for a complete list of our recommended products)

No	Description
<input type="checkbox"/> 136272	Duel 56-58 1/2 x 70 1/2-74 in. 8 mm Bypass Shower Door for Alcove Installation
<input type="checkbox"/> 138998	Halo Return Panel for 32 in. Base
<input type="checkbox"/> 138762	Inverto 56-59 x 70 1/2-74 in. 8mm Sliding Shower Door for Alcove Installation

# MAAX

# B3X 6032 Acrylic Corner Left Shower Base


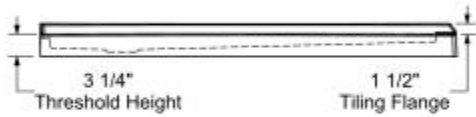
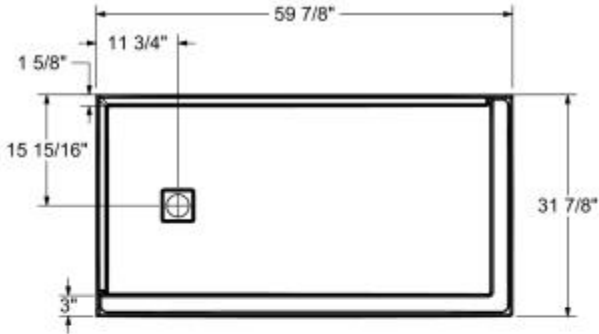
**Model number:**

420024-502-001-000

**Dimensions:** 59.875" x 31.875" x 4"

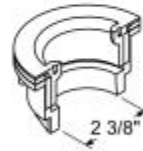

**Installation:**

**Material:** Acrylic



The hatched area represent the antislip surface

DRAIN INCLUDED ON B3 SQUARE ONLY



## Dimensions

60 x 32 x 4 In.  
(1521 x 810 x 102 mm)

## Weight

55 lbs - 25 kg

## Shape

Rectangular

## Drain location:

Left

All dimensions are approximate. Structure measurements must be verified against the unit to ensure proper fit.

Project: \_\_\_\_\_

Contractor: \_\_\_\_\_

Representative: \_\_\_\_\_

Date: \_\_\_\_\_

Tel: \_\_\_\_\_

Notes: \_\_\_\_\_

# MAAX