

B3X 6032 Acrylic Corner Right Shower Base

Model number:

420025-543-001-000

Dimensions: 59.875" x 31.875" x 4"

Installation:

Material: Acrylic

Standard Features:

- 3 1/4 in. threshold acrylic shower base with square center drain
- Optimized floor design improving showering space
- Available with Stabili-T anti-slip bottom meeting ADA, ANSI or CSA requirements
- Right or left drain
- 2 1/2 in. high tiling flanges to ensure watertightness
- Integrated weep holes providing superior water management

Product characteristics:

- Made in North America
- Integrated Weep Holes
- Recommended for Tile Applications Only



Standard Colors:



White (001)

Certifications

MAAX products adhere to one or more of the following certifications:



Recommended products (Visit our website for a complete list of our recommended products)

No	Description
<input type="checkbox"/> 136272	Duel 56-58 1/2 x 70 1/2-74 in. 8 mm Bypass Shower Door for Alcove Installation
<input type="checkbox"/> 138998	Halo Return Panel for 32 in. Base
<input type="checkbox"/> 138762	Inverto 56-59 x 70 1/2-74 in. 8mm Sliding Shower Door for Alcove Installation

MAAX

B3X 6032 Acrylic Corner Right Shower Base

Model number:

420025-543-001-000

Dimensions: 59.875" x 31.875" x 4"

Installation:

Material: Acrylic

Dimensions

60 x 32 x 4 In.
(1521 x 810 x 102 mm)

Weight


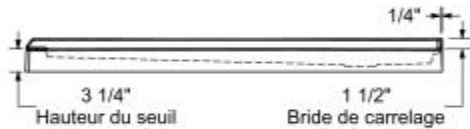
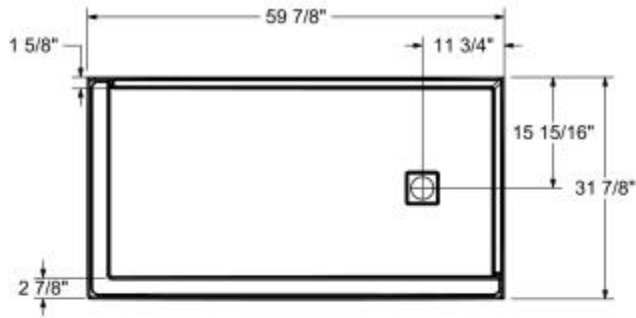
55 lbs - 25 kg

Shape

Rectangular

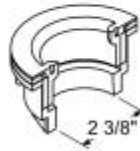
Drain location:

Right



La zone hachurée représente la surface antidérapante

DRAIN INCLUS POUR LES B3X SQUARE SEULEMENT



Toutes ces dimensions sont approximatives. Afin d'assurer une installation parfaite, les dimensions de la structure doivent être vérifiées à partir de l'unité

Project: _____

Contractor: _____

Representative: _____

Date: _____

Tel: _____

Notes: _____

MAAX