

SSIT-60-3 33.5" x 60" Tub Wall Kit

Model number:

SI00603

Dimensions: 33 1/2" x 60" x 60" **Installation:** Glue up

Material: Swanstone

Standard Features:


- Fits 33 1/2" D x 60" W tub area or smaller, 60" high (851mm x 1524mm).
- For added elegant detailing, the panels' edges feature raised trim, eliminating the need for a separate trim kit.
- Stunning look adds elegance to your bath.
- Manufactured from Swanstone solid surface.
- Reinforced solid surface means color and texture run all the way through and cannot wear away.

Product characteristics:


- DIY Product
- Designed for tub replacement
- Easily Trim to Fit

Warranty:

Lifetime limited



Standard colors:



Certifications

Swan products adhere to one or more of the following certifications:



Recommended products (Visit our website for a complete list of our recommended products)

No	Description
SW000075	BT-3060L/R 60" x 30" x 16" Veritek

Options (Visit our website for a complete list of our options)

No	Description
<input type="checkbox"/> SW20000005	GB-1432 Barrier-Free Grab Bar
<input type="checkbox"/> SW20000016	SS-29 Installation Kit
<input type="checkbox"/> SW20000031	AS-1075 Recessed Shelf
<input type="checkbox"/> SW20000033	CCSS-1125 Colors Soap Dish
<input type="checkbox"/> SW20000034	ES-2 Corner Soap Dish

SSIT-60-3 33.5" x 60" Tub Wall Kit

Model number:

SI00603

Dimensions: 33 1/2" x 60" x 60" Installation: Glue up

Material: Swanstone



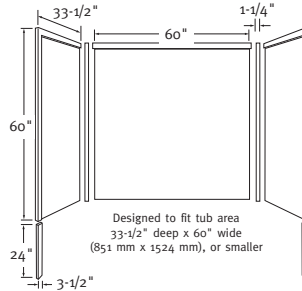
SSIT-60-3 Swanstone Bath Wall Kit

Manufactured from Swanstone solid surface
(See page 2 for detailed information.)
Recommended for high-use traffic areas and commercial surfaces.

WARRANTY
Limited Lifetime – Residential
Limited 25-year – Commercial

FEATURES

- Reinforced solid surface means color and texture run all the way through and cannot wear away.
- For added detailing, the panels' edges feature raised trim, eliminating the need for a separate trim kit.
- Will not mold or mildew, no grout to clean.
- Ideal for both remodeling projects and new construction.
- Heat resistant—walls can handle steamer units.
- Unique glue-up wall system includes a single, seamless back panel, two side panels and two corner molding strips.



Dimensions:

33 1/2 x 60 x 60 in.

Weight:

169 lbs

SPECIFICATIONS

SSIT-60-3 Swanstone Bath Wall Kit

Model	Part	Tub Area Designed To Fit	Ship Wt. Lb.	Ship FedEx	Carton Dims. In.	Cu. Ft.
SSIT-60-3	S100603	33-1/2" D x 60" W (851 mm x 1524 mm) (or smaller)	169	-	67 x 67 x 4	10.39

Kit Includes: One back panel with integral trim, two side panels with integral trim, two bathtub apron strips, two corner moldings. Soap shelves and installation kit (SS-29) sold separately.

Packaging: Each kit is packed in a flat, rectangular carton.

ACCESSORIES

See page 36 for complete listing of all wall accessories.

STANDARDS AND RATINGS

American Society of Testing and Materials (ASTM) E-84: Class A Flame Spread Rating
American National Standard Institute—ANSI Z124.6
International Association of Plumbing and Mechanical Officials (IAPMO)—Listed cUPC listed—Certified to CSA Test Standard B45.5 by IAPMO
Uniform Plumbing Code (UPC)

For a complete list of tests and results see the Technical Data Sheet.

SUPPORT DOCUMENTS

Installation instructions available at swanstone.com.

COLORS

Solid Colors:

- White (030)
- Bisque (018)
- Bone (037)
- Arctic Granite (035)
- Baby's Breath (168)
- Bailey (091)
- Bermuda Sand (040)
- Canyon (124)
- Cloud Bone (126)
- Cloud White (125)
- Glacier (121)
- Golden Steppe (128)
- Gray Granite (042)
- Ice (130)
- Mountain Haze (129)
- Night Sky (012)
- Pebble (072)
- Prairie (122)
- Tahiti Desert (050)
- Tahiti Gray (053)
- Tahiti Ivory (059)
- Tahiti Matrix (058)
- Tahiti Sand (051)
- Tahiti White (011)
- Tundra (131)
- Our Planet Colors

Aggregate Colors:

- Arctic Granite (035)
- Baby's Breath (168)
- Bailey (091)
- Bermuda Sand (040)
- Canyon (124)
- Cloud Bone (126)
- Cloud White (125)
- Glacier (121)
- Golden Steppe (128)
- Gray Granite (042)
- Ice (130)
- Mountain Haze (129)

MAINTENANCE AND CLEANING INFORMATION

Clean regularly with common household liquid cleaners and rinse within five minutes of application. Occasional scrubbing with abrasive cleaners ensures that the original luster will be maintained. Do not use "leave on" cleaning products, such as automatic spray shower cleaners. Prolonged contact with harsh chemicals could have an adverse reaction over time and discolor surfaces. Do not use cleaning agents that caution use on acrylic, polyester or plastics.

MADE IN USA

24 | 095-05-19

Swan • (800)325-7008 • swanstone.com • help@swanstone.com

Project:

Contractor:

Representative:

Date:

Tel:

Notes:

