

# Exhibit 6636 Acrylic Drop-in Bathtub

**Model number:**

106177-003-001

**Dimensions:** 65.875" x 36" x 18"

**Installation:** Drop-in

**Material:** Acrylic



## Standard Features:

- Rectangular shape bathtub
- Drop-in or alcove installation with tiling flange
- Minimalist look with discreet armrests and textured floor
- End drain

## Product characteristics:

- Made in North America
- Integrated Armrest
- Therapy System Available

## Systems:

- Whirlpool
- Combined Whirlpool/Aeroeffect
- Aeroeffect

## Standard Colors:



White (001)



Bone (004)



Biscuit (007)

## Certifications

MAAX products adhere to one or more of the following certifications:



# MAAX

# Exhibit 6636 Acrylic Drop-in Bathtub

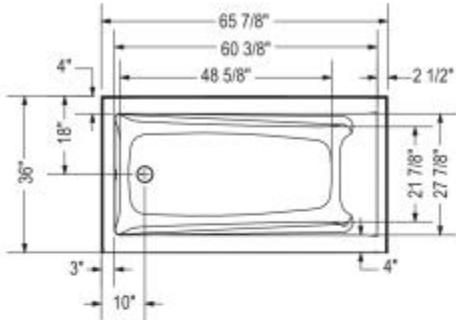
**Model number:**

106177-003-001

**Dimensions:** 65.875" x 36" x 18"

**Installation:** Drop-in

**Material:** Acrylic



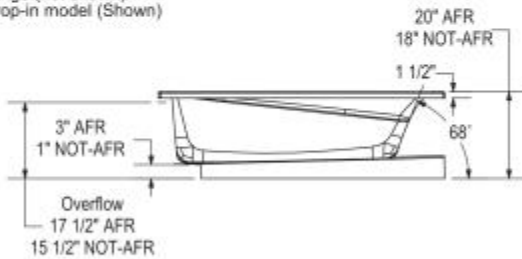
IFS Without System  
Single tiling flange



IFS With System  
(access panel)  
Single tiling flange



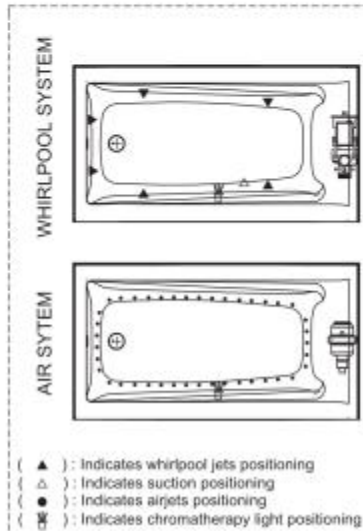
1" Single integrated tiling flange (not shown)  
Drop-in model (Shown)



Technical drawing is universal for all Exhibit 6636 configurations.

Wood support design may vary.  
Single Integrated tiling flange: 1" height x 1/4" thickness (not shown)

All dimensions are approximate.  
Structure measurement must be verified against the unit to ensure proper fit.



- (▲): Indicates whirlpool jets positioning
- (△): Indicates suction positioning
- (●): Indicates airjets positioning
- (■): Indicates chromotherapy light positioning

## Dimensions

66 x 36 x 18 In.  
(1673 x 914 x 457 mm)

## Water Capacity

60 gallons - 227 liters

## Weight

78 lbs - 35 1/4 kg

## Bathing Well

60 1/2 In. x 28 In.

## Deep Sump Height

16.5 In. - 419 mm

## Deck Width

4 In. - 102 mm

## Drain location:

End

Project: \_\_\_\_\_

Contractor: \_\_\_\_\_

Representative: \_\_\_\_\_

Date: \_\_\_\_\_

Tel: \_\_\_\_\_

Notes: \_\_\_\_\_

# MAAX