

Exhibit 6032 IFS Acrylic Alcove Bathtub

Model number:

105520-103-001-104

Dimensions: 59.75" x 32" x 17.75"

Installation: Alcove

Material: Acrylic



Standard Features:

- Rectangular shape bathtub in alcove installation
- Available in Above-the-Floor Rough (AFR) or not
- Minimalist look with discreet armrests and textured floor
- Integrated tiling flange
- When equipped with a system, the unit comes with an access panel
- Compatible with U tile shower wall panels

Product characteristics:

- Made in North America
- Elegant Design
- Integrated Tiling Flange and Skirt

Systems:

Whirlpool
Combined Whirlpool/Aeroeffect
Aeroeffect

Standard Colors:



White (001)



Bone (004)



Biscuit (007)

Certifications

MAAX products adhere to one or more of the following certifications:



Recommended products (Visit our website for a complete list of our recommended products)

| No | Description |
|---------------------------------|---|
| <input type="checkbox"/> 138480 | Vela 56 ½-59 x 59 in. 8 mm Sliding Tub Door for Alcove Installation |
| <input type="checkbox"/> 138400 | Triple Plus 57 ½-59 ½ x 56 in Sliding Tub Door for Alcove Installation |
| <input type="checkbox"/> 138994 | Luminescence 56 ½-59 x 55 ½-57 ½ in. 6mm Sliding Tub Door for Alcove Installation |

MAAX

Exhibit 6032 IFS Acrylic Alcove Bathtub

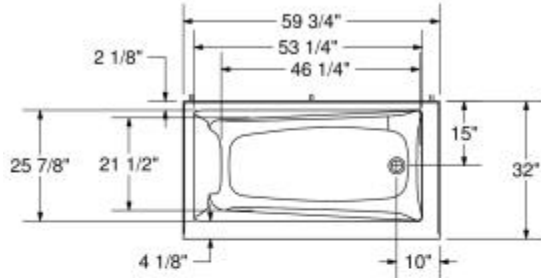
Model number:

105520-103-001-104

Dimensions: 59.75" x 32" x 17.75"

Installation: Alcove

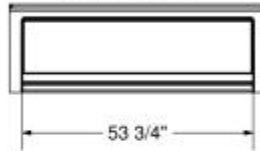
Material: Acrylic



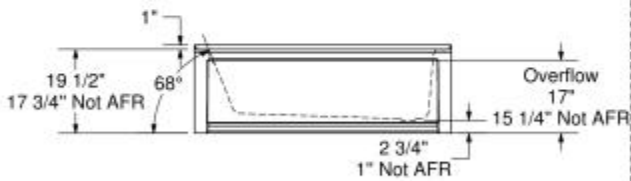
WITHOUT SYSTEM



WITH SYSTEM

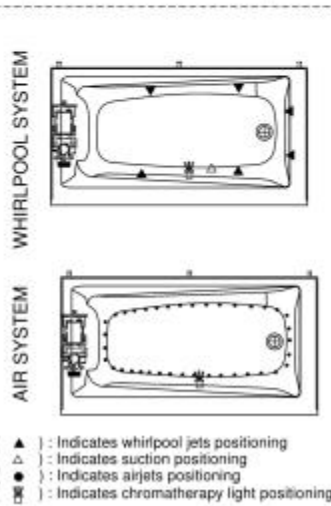


1" Single Integrated tiling flange (shown)



Wood support design may vary.
Single integrated tiling flange: 1" height x 1/4" thickness (shown)

All dimensions are approximate.
Structure measurement must be verified against the unit to ensure proper fit.



- ▲ : Indicates whirlpool jets positioning
- △ : Indicates suction positioning
- : Indicates airjets positioning
- ☒ : Indicates chromatherapy light positioning

Dimensions

59 3/4 x 32 x 17 3/4 In.
(1518 x 813 x 451 mm)

Water Capacity

46 gallons - 173 liters

Weight

78 lbs - 35 1/4 kg

Bathing Well

53 1/4 In. x 26 In.

Deep Sump Height

16.25 In. - 413 mm

Deck Width

4.125 In. - 105 mm

Drain location:

Left

Right

Project:

Contractor:

Representative:

Date:

Tel:

Notes:

MAAX