

# Exhibit 6032 IF Acrylic Alcove Bathtub

**Model number:**

105514-097-001-002

**Dimensions:** 59.75" x 31.875" x 20"

**Installation:** Alcove

**Material:** Acrylic

## Standard Features:

- Rectangular shape bathtub
- Drop-in or alcove installation with tiling flange
- Minimalist look with discreet armrests and textured floor
- End drain

## Product characteristics:

- Made in North America
- Elegant Design
- Integrated Tiling Flange

## Systems:

- Whirlpool
- Combined Whirlpool/Aeroeffect
- Aeroeffect



## Standard Colors:



White (001)



Bone (004)



Biscuit (007)

## Certifications

MAAX products adhere to one or more of the following certifications:



## Recommended products (Visit our website for a complete list of our recommended products)

No	Description
<input type="checkbox"/> 836100	Oxford 54-59 ½ x 57 in. Sliding Tub Door for Alcove Installation
<input type="checkbox"/> 138760	Inverto 56-59 x 55 ½-59 in. 8mm Sliding Tub Door for Alcove Installation
<input type="checkbox"/> 139398	Halo 56 ½-59 x 59 in. 8 mm Sliding Tub Door for Alcove Installation

# MAAX

# Exhibit 6032 IF Acrylic Alcove Bathtub

**Model number:**

105514-097-001-002

**Dimensions:** 59.75" x 31.875" x 20"

**Installation:** Alcove

**Material:** Acrylic

## Dimensions

59 3/4 x 32 x 20 In.  
(1518 x 810 x 508 mm)

## Water Capacity

48 gallons - 182 liters

## Weight

85 lbs - 38 1/2 kg

## Bathing Well

53 1/2 In. x 26 In.

## Deep Sump Height

16.25 In. - 413 mm

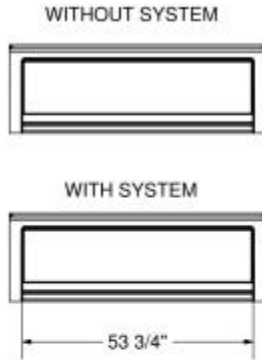
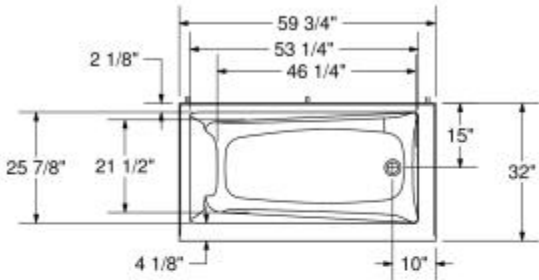
## Deck Width

2.875 In. - 73 mm

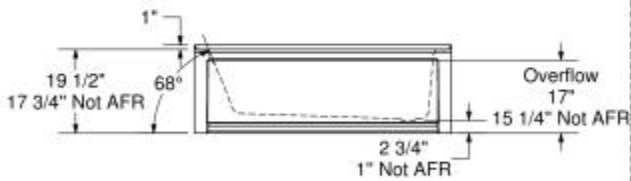
## Drain location:

Left

Right

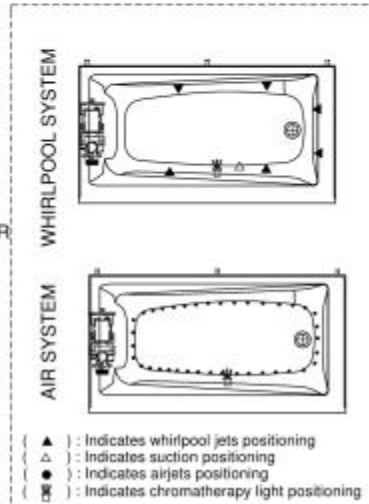


1" Single Integrated tiling flange (shown)



Wood support design may vary.  
Single integrated tiling flange: 1" height x 1/4" thickness (shown)

All dimensions are approximate.  
Structure measurement must be verified against the unit to ensure proper fit.



Project:

Contractor:

Representative:

Date:

Tel:

Notes:

# MAAX