

# Exhibit 6636 IFS Acrylic Alcove Bathtub

**Model number:**

106179-R-097-001

**Dimensions:** 65.875" x 36" x 18"

**Installation:** Alcove

**Material:** Acrylic



## Standard Features:

- Rectangular shape bathtub in alcove installation
- Available in Above-the-Floor Rough (AFR) or not
- Minimalist look with discreet armrests and textured floor
- Integrated tiling flange
- When equipped with a system, the unit comes with an access panel

## Product characteristics:

- Made in North America
- Integrated Armrest
- Integrated Tiling Flange and Skirt

## Systems:

Whirlpool  
Combined Whirlpool/Aeroeffect  
Aeroeffect

## Standard Colors:



White (001)



Bone (004)



Biscuit (007)

## Certifications

MAAX products adhere to one or more of the following certifications:



# MAAX

# Exhibit 6636 IFS Acrylic Alcove Bathtub

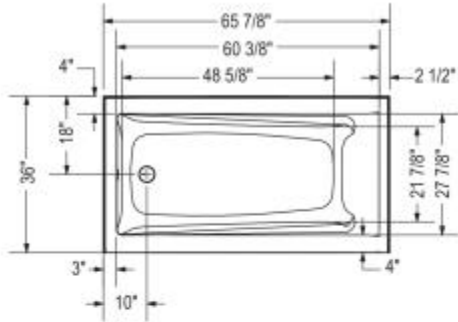
**Model number:**

106179-R-097-001

**Dimensions:** 65.875" x 36" x 18"

**Installation:** Alcove

**Material:** Acrylic



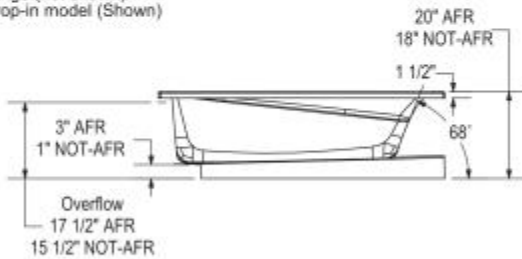
IFS Without System  
Single tiling flange



IFS With System  
(access panel)  
Single tiling flange



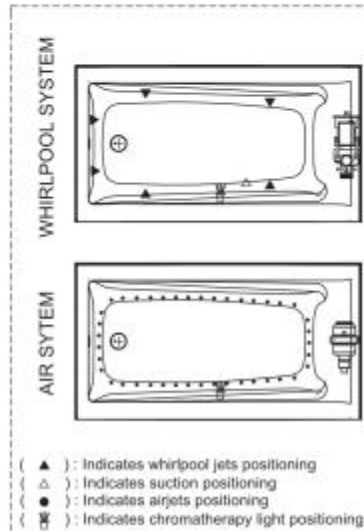
1" Single integrated tiling flange (not shown)  
Drop-in model (Shown)



Technical drawing is universal for all Exhibit 6636 configurations.

Wood support design may vary.  
Single Integrated tiling flange: 1" height x 1/4" thickness (not shown)

All dimensions are approximate.  
Structure measurement must be verified against the unit to ensure proper fit.



- ( ▲ ) : Indicates whirlpool jets positioning
- ( △ ) : Indicates suction positioning
- ( ● ) : Indicates airjets positioning
- ( ☉ ) : Indicates chromotherapy light positioning

## Dimensions

66 x 36 x 18 In.  
(1673 x 914 x 457 mm)

## Water Capacity

60 gallons - 227 liters

## Weight

88 lbs - 40 kg

## Bathing Well

60 1/2 In. x 28 In.

## Deep Sump Height

16.5 In. - 419 mm

## Deck Width

4 In. - 102 mm

## Drain location:

Left

Right

Project:

Contractor:

Representative:

Date:

Tel:

Notes:

# MAAX