

Exhibit 6032 IF Acrylic Alcove Bathtub

Model number:

105514-103-001-102

Dimensions: 59.75" x 31.875" x 20"

Installation: Alcove

Material: Acrylic

Standard Features:

- Rectangular shape bathtub
- Drop-in or alcove installation with tiling flange
- Minimalist look with discreet armrests and textured floor
- End drain

Product characteristics:

- Made in North America
- Elegant Design
- Integrated Tiling Flange

Systems:

- Whirlpool
- Combined Whirlpool/Aeroeffect
- Aeroeffect



Standard Colors:



White (001)



Bone (004)



Biscuit (007)

Certifications

MAAX products adhere to one or more of the following certifications:



Recommended products (Visit our website for a complete list of our recommended products)

No	Description
<input type="checkbox"/> 836100	Oxford 54-59 ½ x 57 in. Sliding Tub Door for Alcove Installation
<input type="checkbox"/> 138400	Triple Plus 57 ½-59 ½ x 56 in Sliding Tub Door for Alcove Installation
<input type="checkbox"/> 138994	Luminescence 56 ½-59 x 55 ½-57 ½ in. 6mm Sliding Tub Door for Alcove Installation

MAAX

Exhibit 6032 IF Acrylic Alcove Bathtub

Model number:

105514-103-001-102

Dimensions: 59.75" x 31.875" x 20"

Installation: Alcove

Material: Acrylic

Dimensions

59 3/4 x 32 x 20 In.
(1518 x 810 x 508 mm)

Water Capacity

48 gallons - 182 liters

Weight

85 lbs - 38 1/2 kg

Bathing Well

53 1/2 In. x 26 In.

Deep Sump Height

16.25 In. - 413 mm

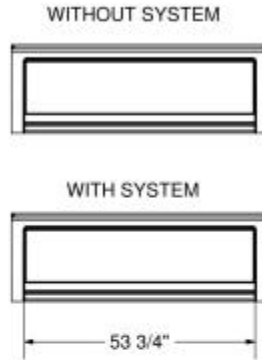
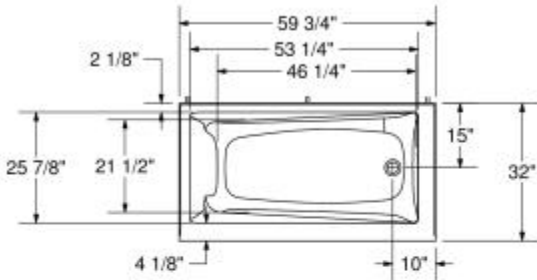
Deck Width

2.875 In. - 73 mm

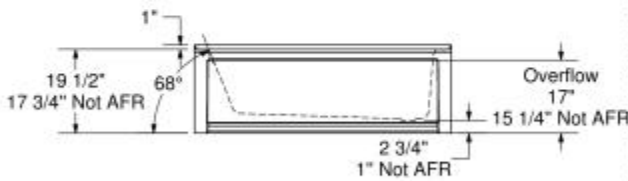
Drain location:

Left

Right

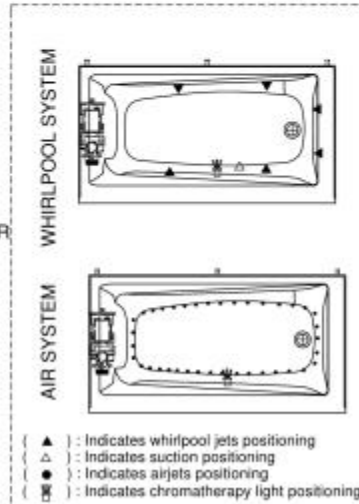


1" Single Integrated tiling flange (shown)



Wood support design may vary.
Single integrated tiling flange: 1" height x 1/4" thickness (shown)

All dimensions are approximate.
Structure measurement must be verified against the unit to ensure proper fit.



Project: _____

Contractor: _____

Representative: _____

Date: _____

Tel: _____

Notes: _____
