

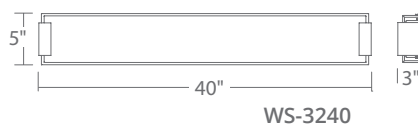
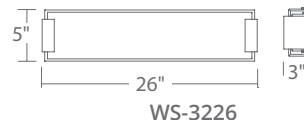
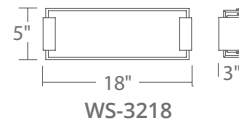


Fixture Type:

Catalog Number:

Project:

Location:



PRODUCT DESCRIPTION

This sleek design epitomizes the use of modern materials with state of the art LED technology to create a refined urban luminaire. Features crisp edges of mitered glass and optimally engineered with a maximum amount of LEDs for a wide range of bath lighting and ambient illumination in luxury hotel corridors and other spaces.

FEATURES

- Mitered glass
- Mount vertically or horizontally
- Transformer located in standard 4" junction box
- Dimmer: ELV
- Rated Life: 50,000 hours
- Color temp: 3000K
- 277V option available
- CRI: 90

SPECIFICATIONS


Construction: Aluminum

Light Source: High output LED

Finish: Brushed Nickel (BN), Chrome (CH)

Standards: ETL & cETL Damp Location listed, ADA Compliant

ORDER NUMBER

Model	Wattage	Voltage	LED Lumens	Delivered Lumens	Finish
WS-3218	18" 38W		2139	720	BN <i>Brushed Nickel</i> CH <i>Chrome</i> 
WS-3226	26" 50W	120V-277V	3750	960	
WS-3240	40" 82W		5625	2055	

Example: **WS-3218-BN**

For 277V special order, add "F" before the finish: **WS-3226F-BN**

modernforms.com
 Phone (866) 810.6615
 Fax (800) 526.2585

Headquarters/Eastern Distribution Center
 44 Harbor Park Drive
 Port Washington, NY 11050

Central Distribution Center
 1600 Distribution Ct
 Lithia Springs, GA 30122

Western Distribution Center
 1750 Archibald Avenue
 Ontario, CA 91760