

R-3636 36" x 36" Veritek Single Threshold Shower Pan

Model number:

FF03636MD

Dimensions: 36" x 36" x 6"

Installation:

Material: Veritek



Standard Features:

- Will not mold or mildew, no grout to clean.
- Coordinates with Swanstone shower and bath systems.
- Pebbled, slip-resistant surface.
- Made of Veritek™ with no surface coating to chip or crack.

Product characteristics:

- Veritek compatible
- Molded-in FitFlo drain
- Textured Bottom Surface

Warranty:

Lifetime limited


Code Compliant:

ANSI


Standard colors:



White (010)



Bisque (018)



Bone (037)

Certifications

Swan products adhere to one or more of the following certifications:



Recommended products (Visit our website for a complete list of our recommended products)

No	Description
105418	Madono Pivot Shower Door 34 ½-36 ½ x 67 in. 6 mm
SW000002	CCSK723636 36" x 36" x 72" Crystal Colors Shower Wall Kits
SW000003	CCSK963636 36" x 36" x 96" Crystal Colors Shower Wall Kits

R-3636 36" x 36" Veritek Single Threshold Shower Pan

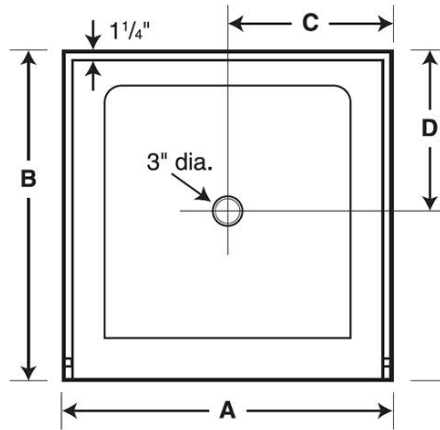
Model number: FF03636MD

Dimensions: 36" x 36" x 6"

Installation:

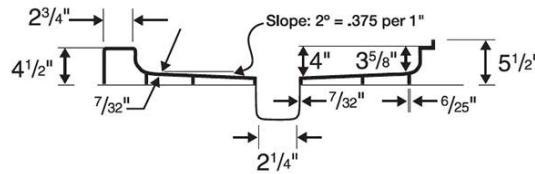
Material: Veritek

Model	A	B	C	D
R-3232	32"	32"	16"	16"
R-3248	48"	32"	24"	16"
R-3260	60"	32"	30"	16"
R-3442	42"	34"	21"	17"
R-3448	48"	34"	24"	17"
R-3454	54"	34"	27"	17"
R-3460	60"	34"	30"	17"
R-3636	36"	36"	18"	18"
R-4236	36"	42"	18"	20"
R-4242	42"	42"	21"	21"



Dimensions:
36 x 36 x 5 1/2 in.
Weight:
35 lbs
Shape:
Square
Drain location:
Center
Installation:

IMPORTANT: Rough-in dimensions are provided for reference only. You must measure the actual shower floor and check local building code requirements before construction of the stud wall.



Project: _____

Contractor: _____

Representative: _____

Date: _____

Tel: _____

Notes: _____
