

# SBF-3060LM/RM 30" x 60" Universal Design Shower Pan

**Model number:**

SB03060LM

**Dimensions:** 30" x 60" x 4"

**Installation:**

**Material:** Swanstone



## Standard Features:

- Meets ADA accessibility requirements for use in existing bathing facilities. Does NOT meet those requirements for new construction.
- Reinforced solid surface means color and texture run all the way through and cannot wear away.
- Will not mold or mildew, no grout to clean.
- Pebbled, slip-resistant surface.
- Coordinates with Swanstone shower and bath systems.

## Product characteristics:

- Designed for tub replacement
- Coordinating wall set available
- Roll-in threshold

## Warranty:

Lifetime limited

## Code Compliant:

ANSI|ADA


## Standard colors:



White (010)



Bisque (018)



Bone (037)

## Certifications

Swan products adhere to one or more of the following certifications:



## Recommended products (Visit our website for a complete list of our recommended products)

| No       | Description  |
|----------|--|
| SW005030 | MSMK96-3062 30" x 62" x 96" Swanstone Subway Tile Bath Wall Bath Kit |
| SW005034 | MSMK84-3062 30" x 62" x 84" Swanstone Subway Tile Bath Wall Bath Kit |
| SW005038 | MSMK72-3062 30" x 62" x 72" Swanstone Subway Tile Bath Wall Bath Kit |

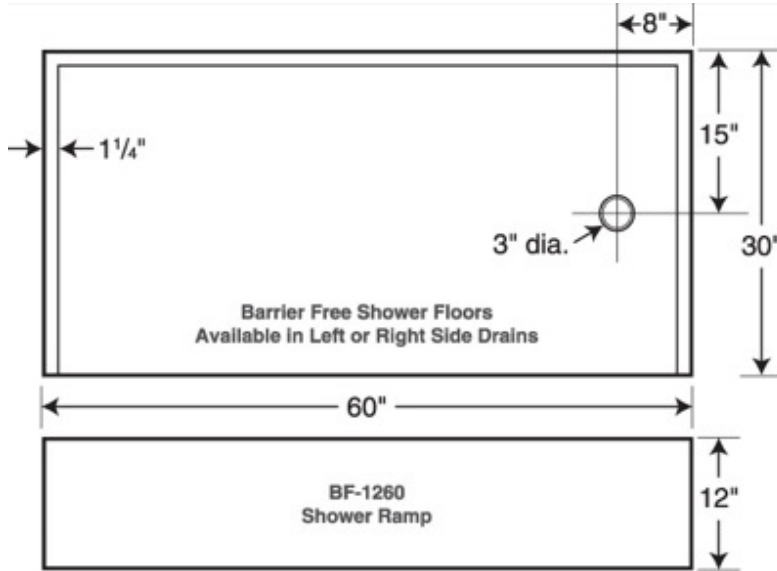
# SBF-3060LM/RM 30" x 60" Universal Design Shower Pan

**Model number:** SB03060LM

**Dimensions:** 30" x 60" x 4"

**Installation:**

**Material:** Swanstone



**Dimensions:**

30 x 60 x 4 3/16 in.

**Weight:**

58 lbs

**Shape:**

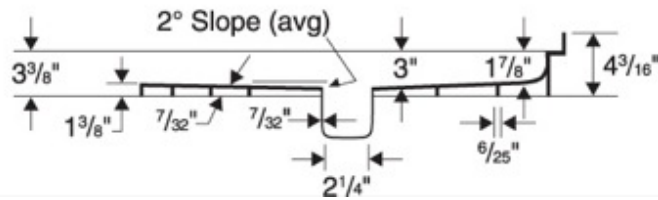
Rectangular

**Drain location:**

Left

Right

**Installation:**



Project:

Contractor:

Representative:

Date:

Tel:

Notes: